


# The

## **NATIONWIDE:** GOLDFISH STANDARDS *of the United Kingdom*



**Nationwide** Goldfish Standards of the United Kingdom - Revised & Printed January 2016  
Nationwide Goldfish Societies UK Comprising:- Association of Midland Goldfish Keepers (AMGK);  
Bristol Aquarists Society (BAS); North East Goldfish Society (NEGS); Northern Goldfish & Pond Keepers Society (NGPS)



# CONTENTS

**Standard Fish**

**The History of Nationwide**

**Application of the Standards**

**Breeders' Classes**

**Glossary of Terms**

**Standard Varieties**

# Standard Fish

## **Group 1** (*Long body, single tail*)

Common Goldfish  
London Shubunkin  
Bristol Shubunkin  
Comet

## **Group 2** (*Long body, short double tail*)

Jikin  
Wakin

## **Group 3** (*Rounded body, medium/short double tail*)

Fantail  
Pearlscale  
Ryukin

## **Group 4** (*Rounded body, long double tail*)

Veiltail  
Moor  
Globe-Eye  
Oranda  
Redcap

## **Group 5** (*Short body, long fused double tail*)

Tosakin

## **Group 6** (*Medium/long body, no dorsal fin, short double tail*)

Lionhead  
Ranchu  
Bubble-Eye  
Celestial  
Pom-Pon

# The History of Nationwide

Historically most specialist Goldfish Societies in the United Kingdom had their own Show Standards for goldfish. Following an initiative by the Bristol Aquarists Society, delegates from that Society met with delegates from the Association of Midland Goldfish Keepers (AMGK), the Northern Goldfish & Pond Keepers Society (NGPS) and the Goldfish Society of Great Britain (GSGB) to discuss the possibility of working towards common standards which would allow fish to be shown in any part of the Country under the same Standard. Additionally breeders from all areas would have a common goal for which to aim. The inaugural meeting was held in June 1989 when it was unanimously agreed that one standard was desirable and that the text and outlines of the then recently revised (1987) GSGB's Standards provided a suitable basis from which to start.

It was agreed that the new Standards would be called "The Nationwide Goldfish Standards of Great Britain".

Delegates from the Scottish Goldfish Group and South Park Aquatic Study Society (*both disbanded in recent years, Scottish group in 2001 and SPASS in 2006*) were subsequently invited to participate in the discussions and after much constructive debate by all member Societies, Nationwide Goldfish Standards evolved.

The pace of world events is getting faster yearly and this includes our hobby of keeping and breeding Goldfish. Never before have we had so many imported fish arriving with new exciting colours and characteristics. To take advantage of this situation we require a flexible approach to enable these goldfish to be shown alongside our present strains.

Provision has been made for many of these new colours in the Standards and when the new varieties have become established and proven to be popular and true varieties, through consistent breeding, standards for them can be included.

In 2009 the North East Goldfish Society (*formed in 1997*) joined the group of specialist Goldfish Societies signed up to Nationwide, with the GSGB leaving Nationwide in March 2014.

On March 16<sup>th</sup> 2014 all the delegates that attended the Nationwide Meeting held in Telford, Shropshire unanimously agreed to change the name of the Standards to "The Nationwide Goldfish Standards of the United Kingdom" to reflect the changes in society membership and the current intensive programme of goldfish variety standards improvements and modifications as a result of earlier errors and certain breed developments achieved over the intervening years since 1989. The standards are flexible enough to accommodate further changes as and when breeders continue to develop and 'improve' their strains and national agreement can be achieved.

# Application of the Standards

A common basis for awarding points to goldfish has been adopted. This can be applied to all of the approved varieties.

By adopting such a basis it is felt that the task of judging will be considerably simplified.

**The maximum points that may be awarded are as follows:**

Body.....	20
Colour.....	20
Finnage.....	20
Special Characteristics.....	20
Condition and Department...	20

With the aid of this booklet it should be possible for anyone to assess the value of their fish, or those seen in exhibitions and shows. Although the actual points that the reader may award for a particular fish will probably differ by a mark or two from those given by an official judge, the actual placing of the fish i.e., 1<sup>st</sup>, 2<sup>nd</sup>, 3<sup>rd</sup> etc., should be the same.

When assessing a fish it should be remembered that the drawings, which are only diagrammatic representations of ideal fish, are made to show the contours and proportions of the various parts. The standard measurement used is:

**Body Depth/Length (D/L)** The body depth excludes the dorsal and ventral fins and the body length includes the head but excludes the caudal fin (tail). The bodies of females are usually rounder and deeper than those of the male fish.

**Caudal Fin** – Twin tailed varieties must have fully divided lower lobes and show as much of a division as possible to the upper lobes, those showing less than a full division will be down pointed proportionately. Fish showing no division to the upper lobes will be disqualified, the exception being the Tosakin where the upper lobes must be fully joined.

One of Nationwide's aims is to encourage the breeding of fish with intensity in colour that also extends into the fins. Specimens lacking in pigment intensity can never be awarded the full number of points allotted.

The **Metallic** self-coloured fish to be one of the colours listed in these standards.

The **Metallic Variegated** fish should show any combination of colours listed under the individual variety's standard.

In the **Calico** groups, the ideal colouring should be predominantly blue background with patches of violet, red, orange, yellow, brown, white, spotted with black. Fish should have a high intensity of colour evenly distributed over the body, with colour, especially black, extending into the fins.

In the **Metallic** group the whole of the body of the specimens should have a metallic appearance.

**Matt** specimens should not possess any reflecting tissue.

In the **Calico** group specimens will possess regions with **nacreous** and **matt** appearances and may possess regions with **metallic** appearance. Specimens entirely free from **metallic** and **matt** regions are preferable. Fish possessing many scales of **metallic** appearance may lose points under the colour heading especially if the scales are silver.

Ideally, with the exception of a matt fish specimen, the eyes of fish should have pupils surrounded by reflective tissue, that is, "iris" eyes.

When points are allotted for colour, its intensity is of considerable importance and also the proportion of the area of the fish covered, e.g. a self-coloured metallic goldfish can only be awarded the full 20 points if the coloured pigment covers the whole of the body surface and fins and appears to be of the richest and deepest hue possible.

In variegated metallic fish the colours should be distributed in a pleasing pattern and as similar as possible on either side.

The proportions of the fish vary considerably with development and age. Younger fish may have less finnage and possess a lesser presence of special characteristics than older fish that are depicted in the illustrations.

The **special characteristics**, which are encouraged, are indicated under the point's table of each variety. Any fish obviously displaying the special characteristic of another variety, e.g. bubble-eyes on any other variety, will be disqualified.

The **condition** of a fish will usually be reflected in the way it carries itself i.e., its **deportment**. Fish exhibited should always be in prime condition, appear well nourished and free from scars, torn or bloodshot fins, growths or missing scales. Diseased or deformed fish will be disqualified.

In breeders' classes (team of four current year bred fish and matched pairs of fish over one year old) ratio of points for Matching/Condition & Deportment to be awarded at Judge's discretion (**See group B and C in the following Breeders' Classes Point's table**). Where no matching is applicable (**Group A**) points for Condition & Deportment can be allocated up to the full 20 points.

# Breeders' Classes

**There are three groups for the breeders' classes:**

**A** Current year fish, which are shown singly

**B** Current year fish, which are shown in teams of four

**C** Fish over one year shown in pairs

One of the aims of Nationwide Standards is to reflect as closely as possible the true overall quality of the fish being bred by the exhibitor. As it is the policy of Nationwide to encourage aquarists to raise the standard of fish being bred, it is desirable to discourage the idea of showing the best fish just because they are the best, but rather to encourage the selection of those fish of similar size, colour and development. So fish making up the entry groups **B** and **C** should look like brothers and sisters as closely as possible.

**Breeders' Classes Points Table:**

	<b>Group A</b> <b>Single Fish</b> Current year fish	<b>Group B</b> <b>Team of 4</b> Current year fish	<b>Group C</b> <b>Pairs</b>
<b>Characteristics</b>	20	20	20
<b>Colour</b>	20	20	20
<b>Body</b>	20	20	20
<b>Finnage</b>	20	20	20
<b>Matching*/Condition &amp; Department</b>	20	20	20
	<hr/> 100	<hr/> 100	<hr/> 100

\*Where matching is applicable (**groups B and C**) ratio of points to be awarded at Judges discretion.

**Matching** will be for size, shape and colour patterns and the fish should be all of one scale group, i.e. metallic or calico (nacreous). In the **Pairs** classes, ideally the fish should be a true male and female pair. Whilst this is not insisted upon, it could be a decisive factor in a close finish.

**Metallic** fish must show signs of colour change from bronze in the current year groups **A** and **B** and be fully changed in the Pairs group **C**. Uncoloured (bronze) metallic fish are not necessarily disqualified but no points can be awarded for colour.



# Glossary of Terms

<b>Anterior</b>	Towards the front of the fish
<b>Body</b>	A fish without its fins
<b>Hood/Wen</b>	Raspberry-like growth on the head
<b>Brown</b>	Also described as chocolate
<b>Calico</b>	Multi coloured
<b>Condition</b>	The healthy or sick appearance of the fish
<b>Cranial</b>	Top of the head
<b>Deportment</b>	The way in which a fish carries itself
<b>Dorsal</b>	Upper
<b>Finnage</b>	The fin complement of a fish
<b>Infra-orbital</b>	Below the eyes
<b>Matt</b>	Without a shiny appearance
<b>Metallic</b>	With the appearance of shining metal
<b>Mottled</b>	Marked with patches of various colours
<b>Nacreous</b>	With a dull mother-of-pearl shine
<b>Opercular</b>	Over the gill plates
<b>Posterior</b>	Towards the rear of the fish
<b>Self-coloured</b>	Displaying only one colour pigment, i.e. red, orange, yellow, black, brown, blue
<b>Standard</b>	The ideal fish
<b>Trailing edge</b>	Posterior edge of caudal fin
<b>Ventral</b>	lower
<b>White</b>	Full spectrum of colour reflected
<b>Silver</b>	Reflective mirror effect

# COMMON GOLDFISH

## TYPE TEST:

Fish failing this test will be severely down pointed; deformities and major defects will cause the fish to be disqualified.

1. Depth of body approximately 40% of body length.
2. Caudal fin single, slightly forked with lobes slightly rounded at ends. The depth of spread should be equal to depth of body and the leading edge should ideally be 25% of body length.
3. Dorsal and anal fins single, pectoral and pelvic fins paired and their extremities slightly rounded.
4. Minimum length of body to be 3" (75mm).

## APPLICATION OF STANDARDS

Fish will be bright and alert.

Body to be strong and sturdy with a smooth outline.

Caudal fin, short and slightly forked.

**All proportions must approximate to the drawing.**

Metallic Group:

Self colours - as listed in point's table.

Variegated - any combination of listed colours in a pleasing pattern similar on each side.

Quality fish will have high colour intensity and metallic shine extending into the fins.

## POINTS TABLE

### Body

D/L ratio.....	6
Dorsal contour (including the head).....	5
Ventral contour.....	3
Lateral contour.....	3
Eyes and mouth.....	3
	<b>20</b>

### Fins

Contour and size of dorsal.....	7
Contour and size of caudal.....	8
Contour and size of others.....	5
	<b>20</b>

### Colour (*Metallic Group*)


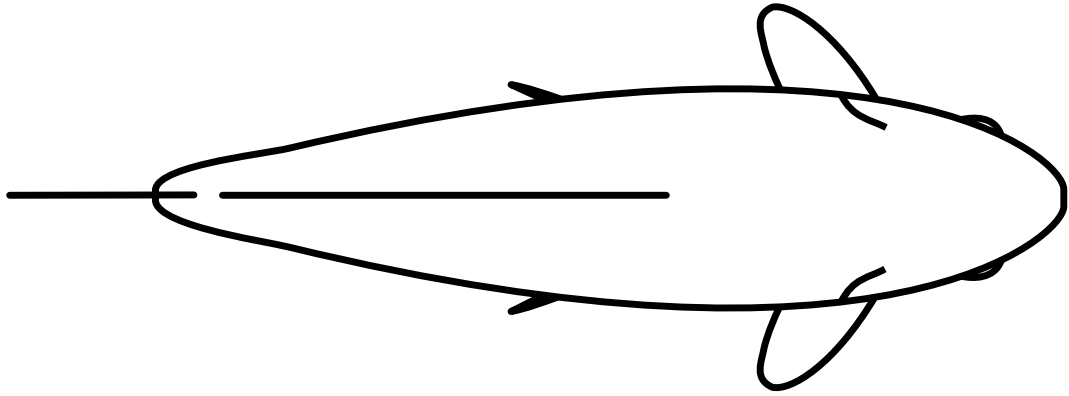
<b>Self</b> - Red, orange, yellow, blue, brown, black.....	<b>20</b>
<b>Variegated</b> - Red, orange, yellow, blue, brown, black, white.....	<b>20</b>

### Condition and Department

Condition.....	10
Department.....	10
	<b>20</b>

### Special Characteristics

Intensity of Colour.....	<b>20</b>
--------------------------	-----------



All proportions must approximate to the drawing.

# LONDON SHUBUNKIN

## TYPE TEST:

Fish failing this test will be severely down pointed; deformities and major defects will cause the fish to be disqualified.

1. Depth of body approximately 40% of body length.
2. Caudal fin single, slightly forked with lobes slightly rounded at ends. The depth of spread should be equal to depth of body and the leading edge should ideally be 25% of body length.
3. Dorsal and anal fins single, pectoral and pelvic fins paired and their extremities slightly rounded.
4. At least 25% of the body to be blue.
5. Minimum length of body to be 3" (75mm).

## APPLICATION OF STANDARDS

Fish will be bright and alert.

Body to be strong and sturdy with a smooth outline.

Caudal fin, short and slightly forked.

**All proportions must approximate to the drawing.**

Calico groups - blue background with patches of violet, red, orange, yellow, brown, white, spotted with black.

Fish should have a high intensity of colour evenly distributed over the body, with colour, especially black, extending into the fins.

## POINTS TABLE

### Body

D/L ratio.....	6
Dorsal contour (including the head).....	5
Ventral contour.....	3
Lateral contour.....	3
Eyes and mouth.....	3
	<b>20</b>

### Fins

Contour and size of dorsal.....	7
Contour and size of caudal.....	8
Contour and size of others.....	5
	<b>20</b>

### Colour (*Calico Group*)


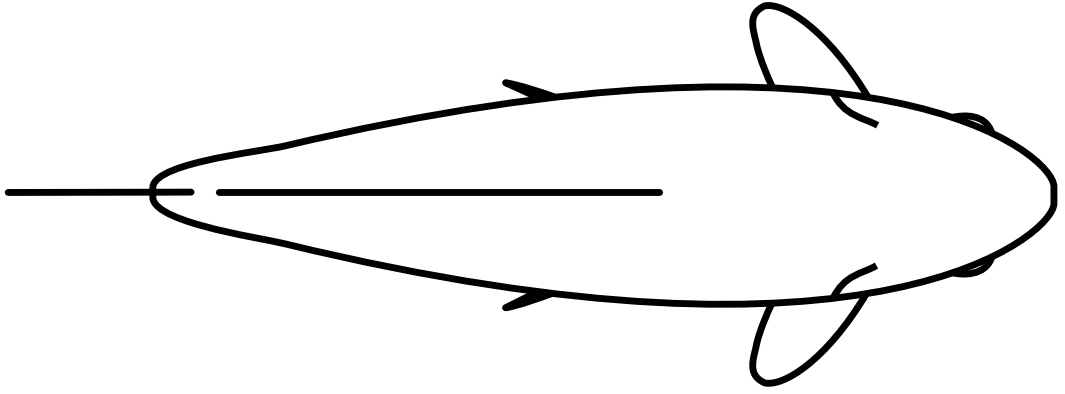
Blue, violet.....	9
Red, orange, yellow.....	5
Black.....	5
Brown, white.....	1
	<b>20</b>

### Condition and Deportment

Condition.....	10
Deportment.....	10
	<b>20</b>

### Special Characteristics

Intensity of Colour.....	20
--------------------------	----



All proportions must approximate to the drawing.

# BRISTOL SHUBUNKIN

## TYPE TEST:

Fish failing this test will be severely down pointed; deformities and major defects will cause the fish to be disqualified.

1. Depth of body approximately 35% of body length.
2. Caudal fin single, well spread with large rounded lobes.
3. Dorsal and anal fins single, pectoral and pelvic fins paired and their extremities slightly rounded.
4. At least 25% of the body to be blue.
5. Minimum length of body to be 3" (75mm).

## APPLICATION OF STANDARDS

Fish will be bright and alert.

Body to be long and slender with a smooth outline.

Caudal well spread without drooping or overlapping.

**All proportions must approximate to the drawing.**

Calico groups - blue background with patches of violet, red, orange, yellow, brown, white, spotted with black.

Fish should have a high intensity of colour evenly distributed over the body, with colour, especially black, extending into the fins.

## POINTS TABLE

### Body

D/L ratio.....	6
Dorsal contour (including the head).....	5
Ventral contour.....	3
Lateral contour.....	3
Eyes and mouth.....	3
	<b>20</b>

### Fins

Contour and size of dorsal.....	6
Contour and size of caudal.....	9
Contour and size of others.....	5
	<b>20</b>

### Colour (*Calico Group*)

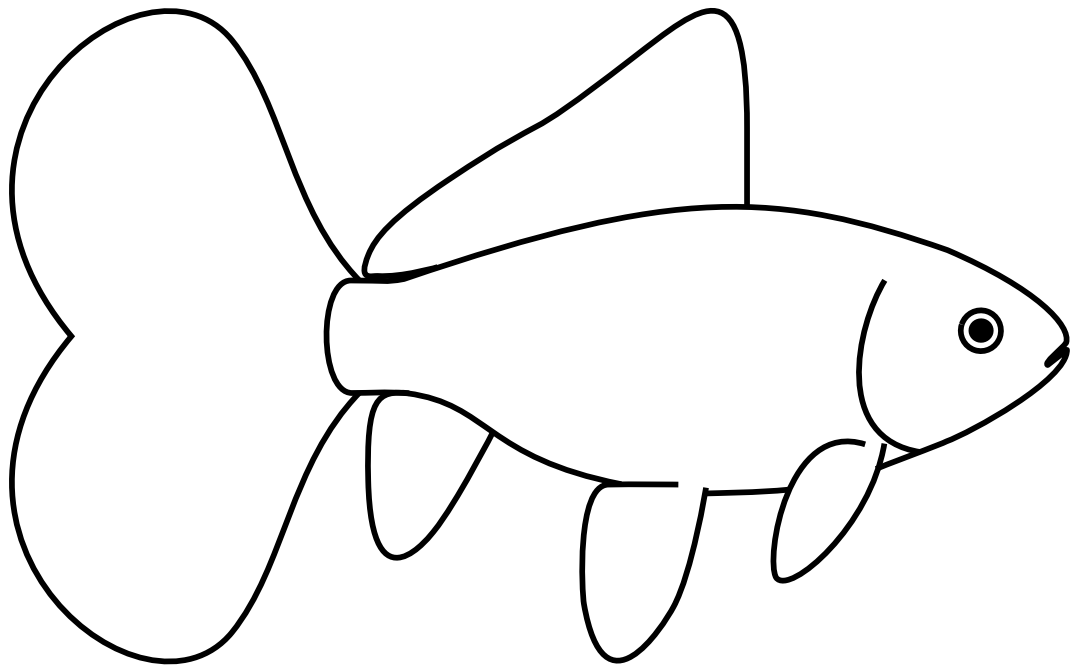
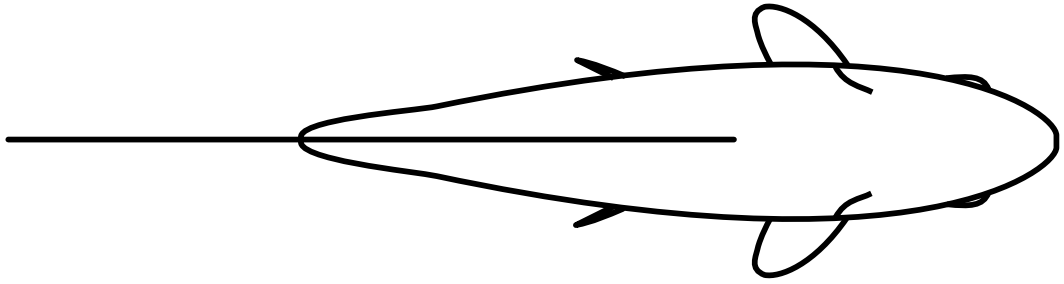
Blue, violet.....	9
Red, orange, yellow.....	5
Black.....	5
Brown, white.....	1
	<b>20</b>

### Condition and Department

Condition.....	10
Department.....	10
	<b>20</b>

### Special Characteristics

Intensity of Colour.....	8
Carriage of caudal fin.....	12
	<b>20</b>



**All proportions must approximate to the drawing.**

# COMET

## TYPE TEST:

Fish failing this test will be severely down pointed; deformities and major defects will cause the fish to be disqualified.

1. Depth of body approximately 35% of body length.
2. Caudal fin single, deeply forked with pointed well spread lobes. The leading edge should ideally be 75% of body length.
3. Dorsal and anal fins single, pectoral and pelvic fins paired and their extremities having a pointed appearance.
4. At least 25% of the body to be blue in calico fish.
5. Minimum length of body to be 3" (75mm).

## APPLICATION OF STANDARDS

Fish will be bright and alert.

Body to be long and slender with a smooth outline.

Caudal long, deeply forked, well spread without drooping or overlapping.

**All proportions must approximate to the drawing.**

Metallic group:

Self colours - as listed in points table.

Variegated - any combination of listed colours in a pleasing pattern similar on each side.

Quality fish will have high colour intensity and metallic shine extending into the fins.

Calico groups - blue background with patches of violet, red, orange, yellow, brown, white, spotted with black.

Fish should have a high intensity of colour evenly distributed over the body, with colour, especially black, extending into the fins.

## POINTS TABLE

### Body

D/L ratio.....	6
Dorsal contour (including the head).....	5
Ventral contour.....	3
Lateral contour.....	3
Eyes and mouth.....	3
	<b>20</b>

### Fins

Contour and size of dorsal.....	7
Contour and size of caudal.....	8
Contour and size of others.....	5
	<b>20</b>

### Colour (Metallic Group)

**Self** - Red, orange, yellow, blue, brown, black.....**20**

**Variegated** - Red, orange, yellow, blue, brown, black, white.....**20**

### Colour (Calico Group)

Blue, violet.....	9
Red, orange, yellow.....	5
Black.....	5
Brown, white.....	1
	<b>20</b>

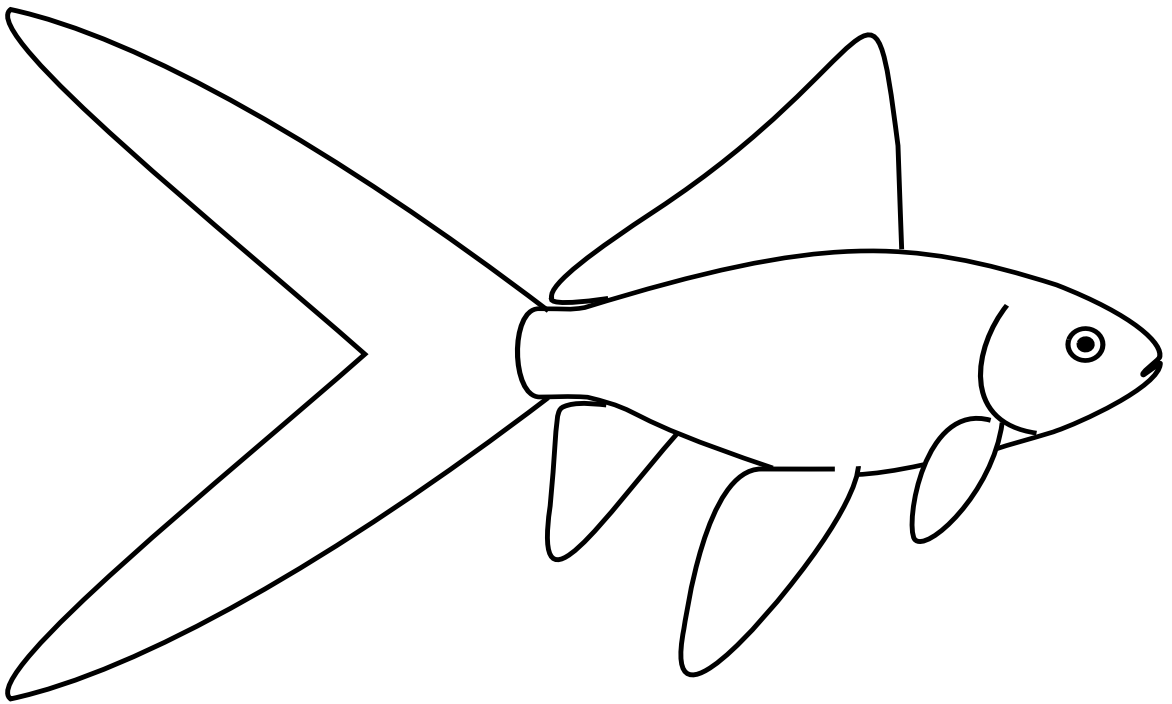
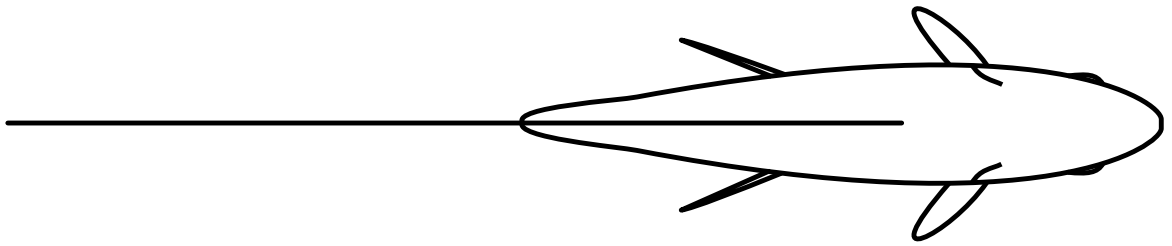
### Condition and Department

Condition.....	10
Department.....	10
	<b>20</b>

### Special Characteristics

Development of Caudal.....	10
Carriage of Caudal Fin.....	10
	<b>20</b>





**All proportions must approximate to the drawing.**

# JIKIN

## TYPE TEST:

Fish failing this test will be severely down pointed; deformities and major defects will cause the fish to be disqualified.

1. Depth of body approximately 40% of body length.
2. Caudal fin divided, forked with rounded well spread lobes held above the horizontal.
3. Dorsal fin single, all other fins paired and their extremities slightly rounded.
4. At least 50% of the body to be white.
5. Minimum length of body to be 3" (75mm)

## APPLICATION OF STANDARDS

Fish will be bright and alert.

Body to be strong and sturdy with a smooth outline.

Caudal fin to be held vertically, fully divided and well spread, opening to near 90 degrees to the body when fish is at rest. To appear as an 'X shape' when viewed from the rear with all four lobes evenly matched.

Caudal peduncle to be short not elongated.

**All proportions must approximate to the drawing.**

Metallic group:

Variegated - **Red and white only.**

NB. The snout, dorsal, pectoral, ventral, anal and caudal fins should be solid red. The body should be white. Red elsewhere on the body will be discouraged and also down pointed.

## POINTS TABLE

### Body

D/L ratio.....	6
Dorsal contour (including the head).....	5
Ventral contour.....	3
Lateral contour.....	3
Eyes and mouth.....	3
	<b>20</b>

### Fins

Contour and size of dorsal.....	6
Contour and size of caudal.....	9
Contour and size of others.....	5
	<b>20</b>

### Colour (*Metallic Group*)

#### **Variegated**


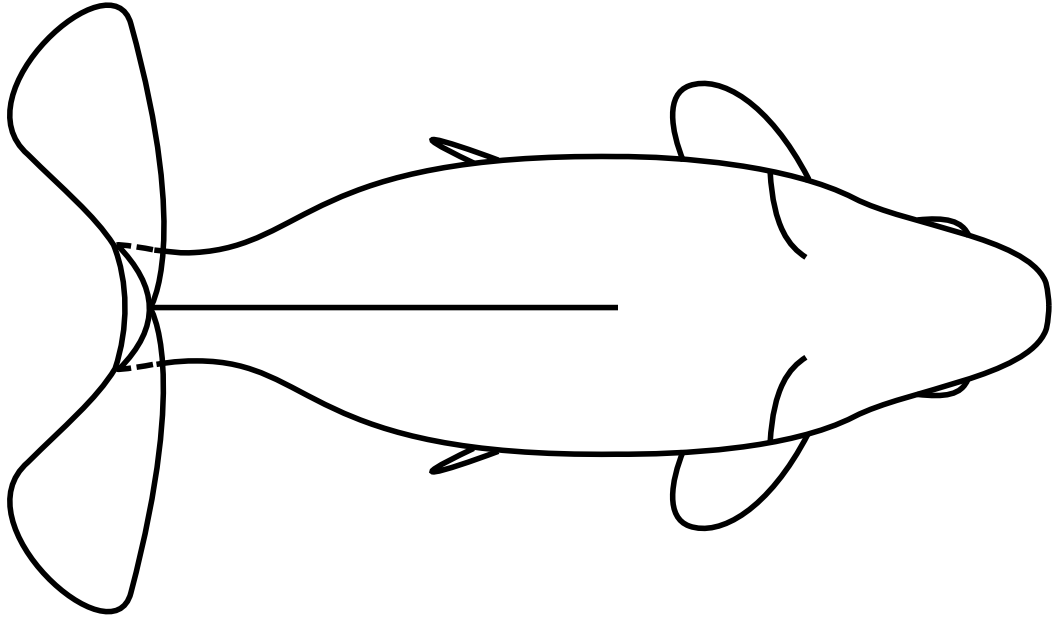
Body - white.....	10
Fins and snout - red.....	10
	<b>20</b>

### Condition and Department

Condition.....	10
Department.....	10
	<b>20</b>

### Special Characteristics

Carriage and spread of caudal.....	12
Intensity and distribution of red.....	8
	<b>20</b>



**All proportions must approximate to the drawing.**

# WAKIN

## TYPE TEST:

Fish failing this test will be severely down pointed; deformities and major defects will cause the fish to be disqualified.

1. Depth of body approximately 40% of body length.
2. Caudal fin divided, forked with slightly rounded well spread lobes held above the horizontal.
3. Dorsal fin single, all other fins paired and their extremities slightly rounded.
4. Minimum length of body to be 3" (75mm)

## APPLICATION OF STANDARDS

Fish will be bright and alert.

Body to be strong and sturdy with a smooth outline.

Caudal fin well divided, forked and held slightly above the horizontal.

**All proportions must approximate to the drawing.**

Metallic group:

Self colours - as listed in points table.

Variegated - any combination of the listed colours in a pleasing pattern similar on each side.

Quality fish will have high colour intensity and metallic shine extending into the fins.

Calico group - blue background with patches of violet, red, orange, yellow, brown, white, spotted with black.

Fish should have a high intensity of colour evenly distributed over the body, with colour, especially black, extending into the fins.

## POINTS TABLE

### Body

D/L ratio.....	6
Dorsal contour (including the head).....	5
Ventral contour.....	3
Lateral contour.....	3
Eyes and mouth.....	3
	<b>20</b>

### Fins

Contour and size of dorsal.....	7
Contour and size of caudal.....	8
Contour and size of others.....	5
	<b>20</b>

### Colour (*Metallic Group*)

**Self** - Red, orange, yellow, blue, brown, Black, white..... **20**

**Variegated** - Red, orange, yellow, blue, brown, black, white..... **20**

### Colour (*Calico Group*)


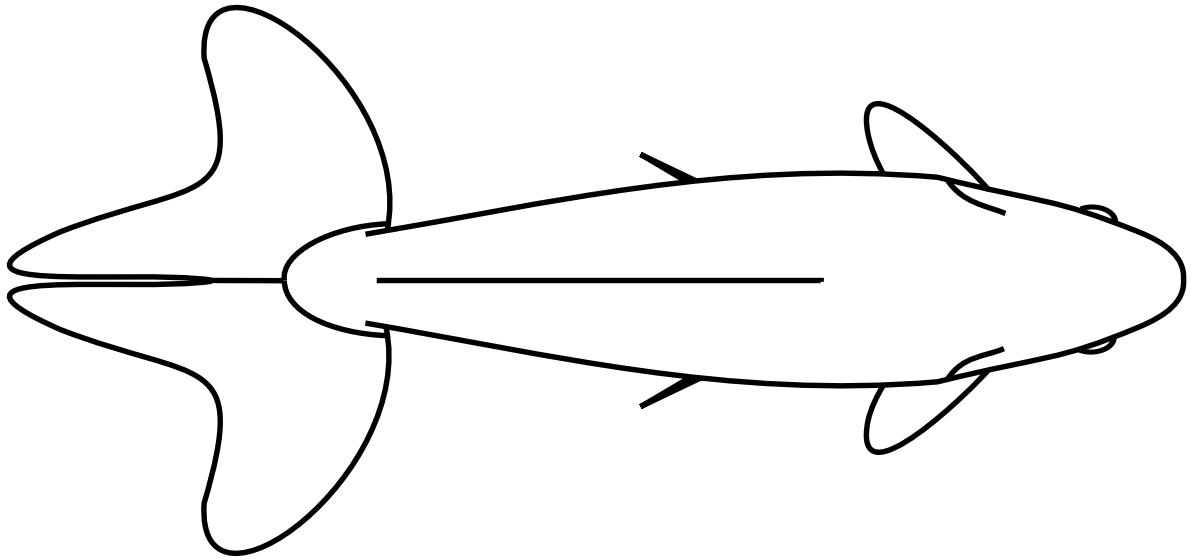
Blue, violet.....	9
Red, Orange, Yellow.....	5
Black.....	5
Brown, white.....	1
	<b>20</b>

### Condition and Deportment

Condition.....	10
Deportment.....	10
	<b>20</b>

### Special characteristics

Intensity of colour.....	8
Carriage of caudal fin.....	12
	<b>20</b>



**All proportions must approximate to the drawing.**

# FANTAIL

## TYPE TEST:

Fish failing this test will be severely down pointed; deformities and major defects will cause the fish to be disqualified.

1. Depth of body approximately 65% of body length.
2. Caudal fin divided, forked with slightly rounded well spread lobes held above the horizontal.
3. Dorsal fin single, all other fins paired and their extremities slightly rounded.
4. Minimum length of body to be 2 1/4" (55mm).

## APPLICATION OF STANDARDS

Fish will be bright and alert.

Body will be short and rounded with a smooth outline.

Caudal well divided, forked and held high without drooping.

**All proportions must approximate to the drawing.**

Metallic group:

Self colours - as listed in points table.

Variegated - any combination of the listed colours in a pleasing pattern similar on each side.

Quality fish will have high colour intensity and metallic shine extending into the fins.

Calico groups - blue background with patches of violet, red, orange, yellow, brown, white, spotted with black.

Fish should have a high intensity of colour evenly distributed over the body, with colour, especially black, extending into the fins.

## POINTS TABLE

### Body

D/L ratio.....	6
Dorsal contour (including the head).....	5
Ventral contour.....	3
Lateral contour.....	3
Eyes and mouth.....	3
	<b>20</b>

### Fins

Contour and size of dorsal.....	7
Contour and size of caudal.....	8
Contour and size of others.....	5
	<b>20</b>

### Colour (*Metallic Group*)

**Self** - Red, orange, yellow, blue, brown, black.....**20**

**Variegated** - Red, orange, yellow, blue, brown, black, white.....**20**

### Colour (*Calico Group*)


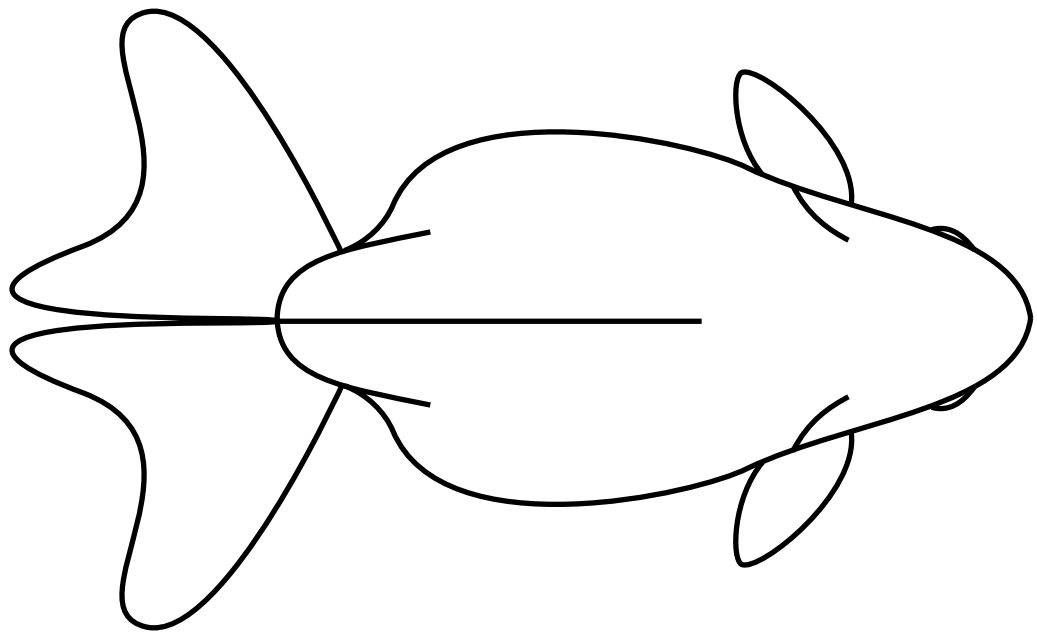
Blue, violet.....	9
Red, orange, yellow.....	5
Black.....	5
Brown, white.....	1
	<b>20</b>

### Condition and Deportment

Condition.....	10
Deportment.....	10
	<b>20</b>

### Special Characteristics

Intensity of colour.....	8
Carriage of caudal fin.....	12
	<b>20</b>



**All proportions must approximate to the drawing.**

# PEARLSCALE

## TYPE TEST:

Fish failing this test will be severely down pointed; deformities and major defects will cause the fish to be disqualified.

1. Depth of body approximately 75% of body length.
2. Scales domed.
3. Caudal fin divided, forked with slightly rounded well spread lobes held above the horizontal.
4. Dorsal fin single, all other fins paired and their extremities slightly rounded.
5. Minimum length of body to be 2 1/4" (55mm).

## APPLICATION OF STANDARDS

Fish will be bright and alert.

Body will be short and rounded displaying well developed domed scales all over.

Caudal well divided, forked and held high without drooping.

**All proportions must approximate to the drawing.**

Metallic group:

Self colours - as listed in points table.

Variegated - any combination of the listed colours in a pleasing pattern similar on each side.

Quality fish will have high colour intensity and metallic shine extending into the fins.

Calico groups - blue background with patches of violet, red, orange, yellow, brown, white, spotted with black.

Fish should have a high intensity of colour evenly distributed over the body, with colour, especially black, extending into the fins.

## POINTS TABLE

### Body

D/L ratio.....	6
Dorsal contour (including the head).....	5
Ventral contour.....	3
Lateral contour.....	3
Eyes and mouth.....	3
	<b>20</b>

### Fins

Contour and size of dorsal.....	7
Contour and size of caudal.....	8
Contour and size of others.....	5
	<b>20</b>

### Colour (*Metallic Group*)

**Self** - Red, orange, yellow, blue, brown, black.....**20**

**Variegated** - Red, orange, yellow, blue, brown, black, white.....**20**

### Colour (*Calico Group*)

Blue, violet.....	9
Red, orange, yellow.....	5
Black.....	5
Brown, white.....	1
	<b>20</b>


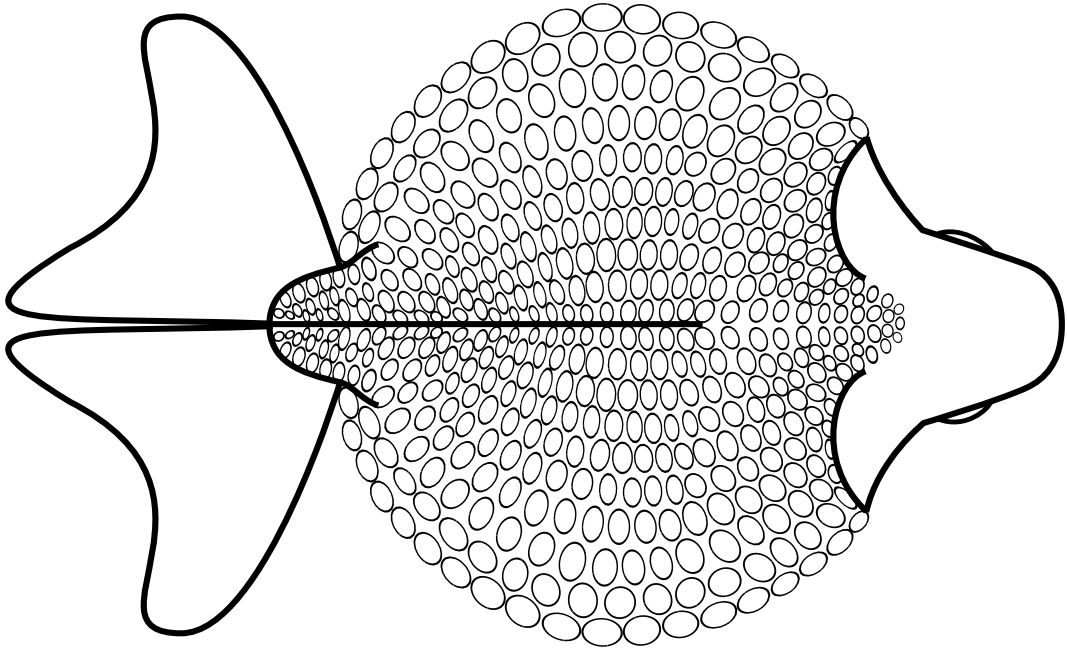
### Condition and Deportment

Condition.....	10
Deportment.....	10
	<b>20</b>

### Special Characteristics

Development of domed scales.....**20**





**All proportions must approximate to the drawing.**

# RYUKIN

## TYPE TEST:

Fish failing this test will be severely down pointed; deformities and major defects will cause the fish to be disqualified.

1. Depth of body approximately 80% of body length.
2. Caudal fin divided, forked with slightly rounded well spread lobes held above the horizontal.
3. Dorsal fin single, all other fins paired and their extremities slightly rounded.
4. Minimum length of body to be 2 1/4" (55mm)

## APPLICATION OF STANDARDS

Fish will be bright and alert.

Caudal well divided, forked and should be equal to the length of the body.

Body to be short and rounded in appearance with a pronounced hump rising from the head smoothly over the dorsal contour.

The head should be pointed in appearance.

**All proportions must approximate to the drawing.**

Metallic group:

Self colours - as listed in points table.

Variegated - any combination of the listed colours in a pleasing pattern similar on each side.

Quality fish will have high colour intensity and metallic shine extending into the fins.

Calico group - blue background with patches of violet, red, orange, yellow, brown, white, spotted with black.

Fish should have a high intensity of colour evenly distributed over the body, with colour, especially black, extending into the fins.

## POINTS TABLE

### Body

D/L ratio.....	6
Dorsal contour (including the head).....	4
Ventral contour.....	4
Lateral contour.....	3
Eyes and mouth.....	3
	<b>20</b>

### Fins

Contour and shape of dorsal.....	6
Contour and size of caudal.....	9
Contour and size of others.....	5
	<b>20</b>

### Colour (*Metallic Group*)

**Self** - Red, orange, yellow, blue, brown, black.....**20**

**Variegated** - Red, orange, yellow, blue, brown, black, white.....**20**

### Colour (*Calico Group*)


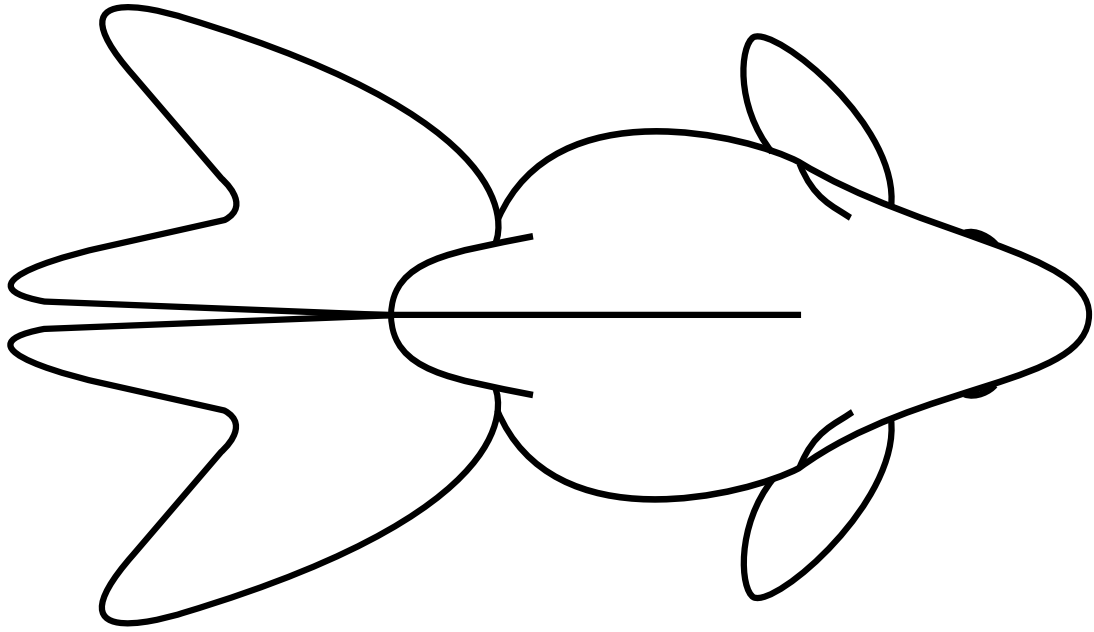
Blue, violet.....	9
Red, Orange, Yellow.....	5
Black.....	5
Brown, white.....	1
	<b>20</b>

### Condition and Department

Condition.....	10
Department.....	10
	<b>20</b>

### Special Characteristics

Development of hump.....	15
Intensity of colour.....	5
	<b>20</b>



All proportions must approximate to the drawing.

# VEILTAIL

## TYPE TEST:

Fish failing this test will be severely down pointed; deformities and major defects will cause the fish to be disqualified.

1. Depth of body approximately 65% of body length.
2. Caudal fin divided, well spread held below the horizontal with the trailing edge having no apparent fork or pointed lobes. The minimum length of caudal fin should ideally be 75% of body length.
3. Dorsal fin single, all other fins paired and their extremities having a pointed appearance.
4. Minimum length of body to be 2 1/4" (55mm).

## APPLICATION OF STANDARDS

Fish will be bright and alert.

Body will be short and rounded with a smooth outline.

The dorsal fin carried high and erect, caudal fin well divided and flowing gracefully.

**All proportions must approximate to the drawing.**

Metallic group:

Self colours - as listed in points table.

Variegated - any combination of the listed colours in a pleasing pattern similar on each side.

Quality fish will have high colour intensity and metallic shine extending into the fins.

Calico groups - blue background with patches of violet, red, orange, yellow, brown, white, spotted with black.

Fish should have a high intensity of colour evenly distributed over the body, with colour, especially black, extending into the fins.

## POINTS TABLE

### Body

D/L ratio.....	6
Dorsal contour (including the head).....	5
Ventral contour.....	3
Lateral contour.....	3
Eyes and mouth.....	3
	<b>20</b>

### Fins

Contour and size of dorsal.....	7
Contour and size of caudal.....	8
Contour and size of others.....	5
	<b>20</b>

### Colour (*Metallic Group*)

**Self** - Red, orange, yellow, blue, brown, black.....**20**

**Variegated** - Red, orange, yellow, Blue, brown, black, white.....**20**

### Colour (*Calico Group*)


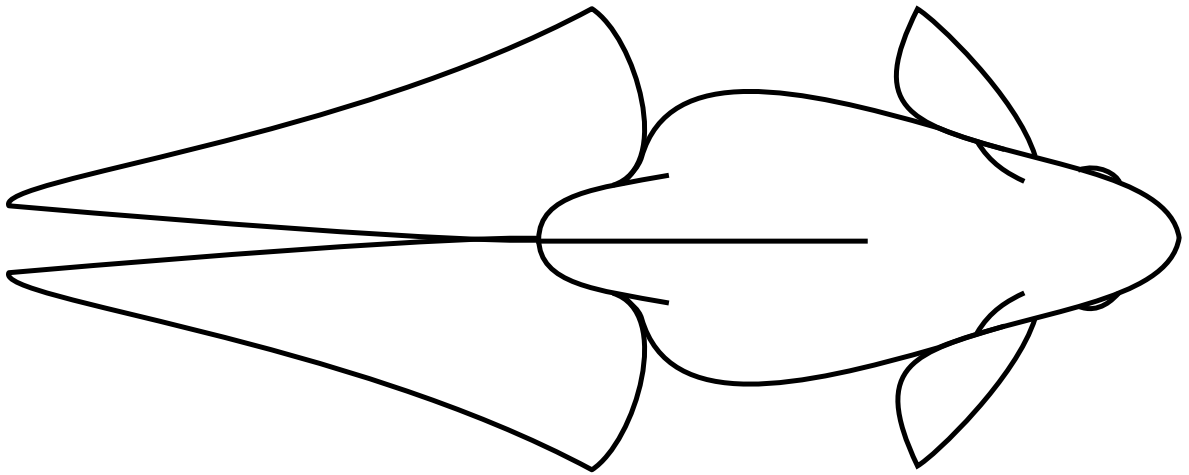
Blue, violet.....	9
Red, orange, yellow.....	5
Black.....	5
Brown, white.....	1
	<b>20</b>

### Condition and Deportment

Condition.....	10
Deportment.....	10
	<b>20</b>

### Special Characteristics

Development of caudal fin.....	12
Development of dorsal fin.....	8
	<b>20</b>



All proportions must approximate to the drawing.

# MOOR

## TYPE TEST:

Fish failing this test will be severely down pointed; deformities and major defects will cause the fish to be disqualified.

1. Depth of body approximately 65% of body length.
2. Caudal fin divided, well spread held below the horizontal with the trailing edge having no apparent fork or pointed lobes. The minimum length of caudal fin should ideally be 75% of body length.
3. Dorsal fin single, all other fins paired and their extremities having a slightly rounded appearance.
4. Eyes project outwards and slightly forward from surface of head.
5. Minimum length of body to be 2 1/4" (55mm).

## APPLICATION OF STANDARDS

Fish will be bright and alert.

Body will be short and rounded with a smooth outline.

The dorsal fin carried high and erect, caudal fin well divided and flowing gracefully.

Eyes to be prominent with good development and well matched.

Note: these eyes are not the same as the **Globe-eye**; they should be spherical not truncated cones.

**All proportions must approximate to the drawing.**

Metallic group:

**Self - Black only.**

Quality fish will have high colour intensity extending into the fins giving a velvet appearance.

## POINTS TABLE

### Body

D/L ratio.....	6
Dorsal contour (including the head).....	5
Ventral contour.....	3
Lateral contour.....	3
Eyes and mouth.....	3
	<b>20</b>

### Fins

Contour and size of dorsal.....	7
Contour and size of caudal.....	8
Contour and size of others.....	5
	<b>20</b>

### Colour (*Metallic Group*)

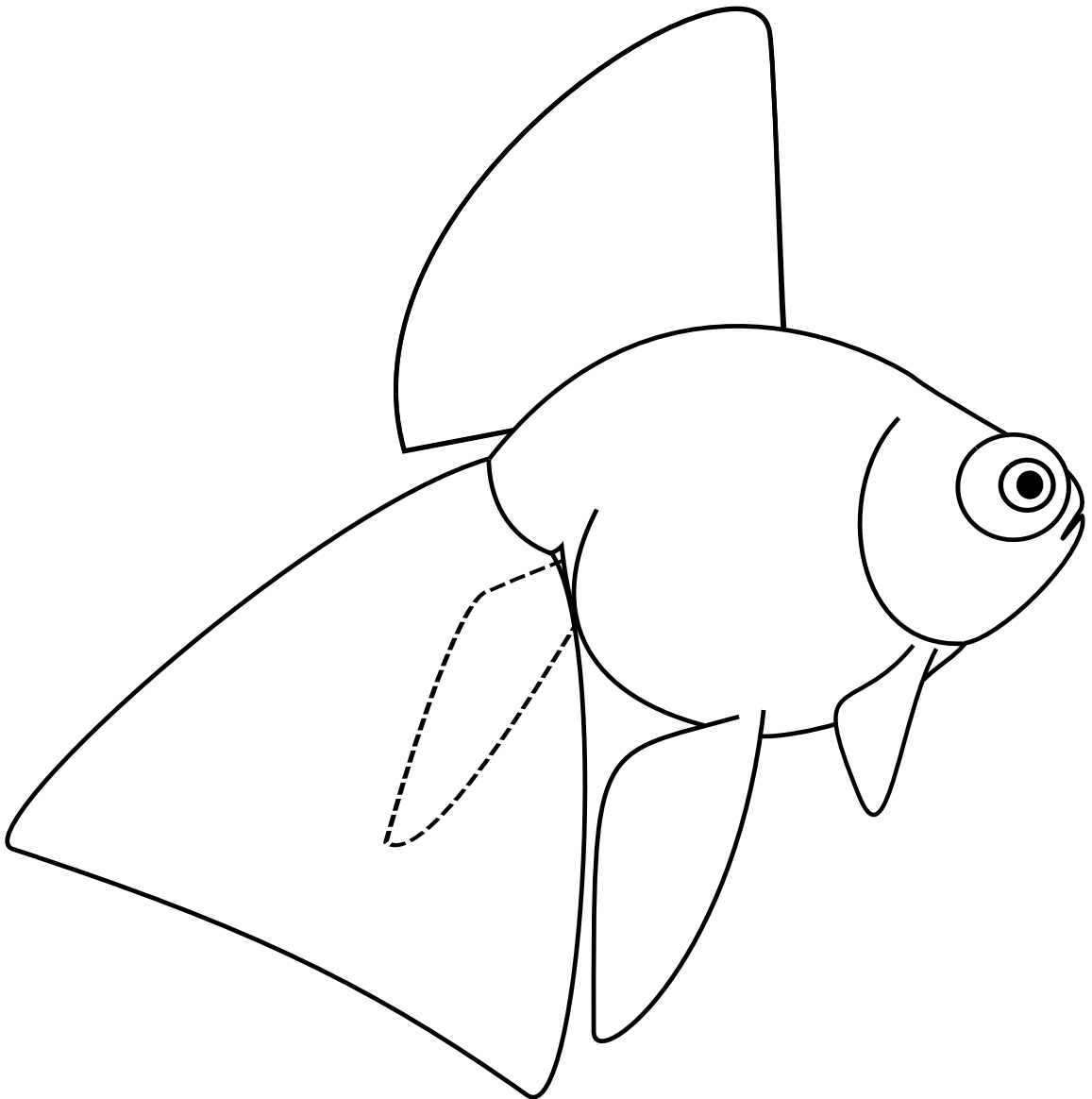
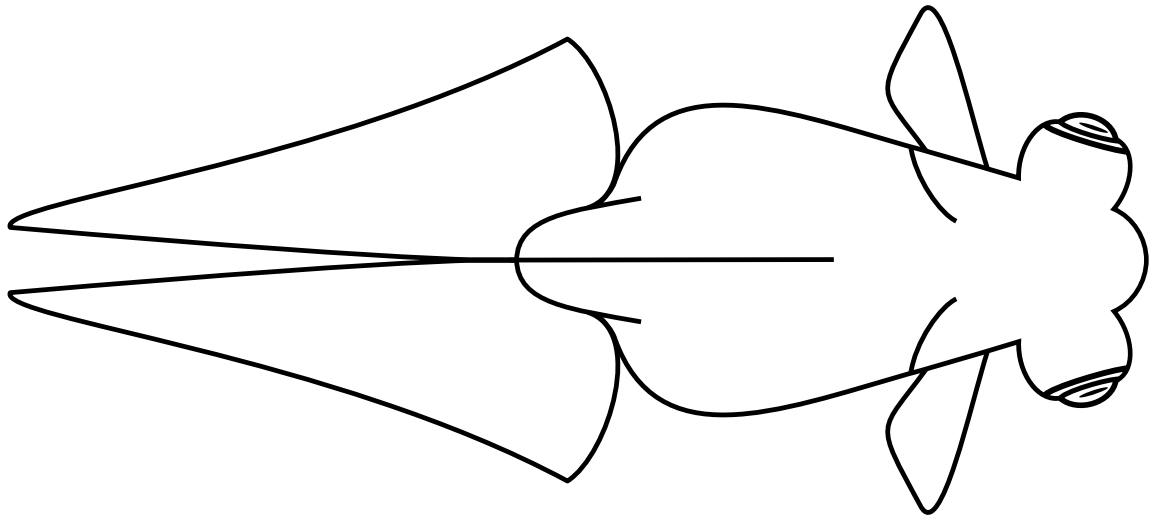
<b>Self - Black</b> .....	<b>20</b>
---------------------------	-----------

### Condition and Department

Condition.....	10
Department.....	10
	<b>20</b>

### Special Characteristics

Development caudal fin.....	6
Development & matching eyes.....	7
Intensity of colour.....	7
	<b>20</b>



**All proportions must approximate to the drawing.**

# GLOBE-EYE

## TYPE TEST:

Fish failing this test will be severely down pointed; deformities and major defects will cause the fish to be disqualified.

1. Depth of body approximately 65% of body length.
2. Caudal fin divided, well spread held below the horizontal with the trailing edge forked 25% to 35% and pointed lobes. The minimum length of caudal fin should ideally be 75% of body length.
3. Dorsal fin single, all other fins paired and their extremities having a pointed appearance.
4. Eyes project outwards and well forward from surface of head.
5. Minimum length of body to be 2 1/4" (55mm).

## APPLICATION OF STANDARDS

Fish will be bright and alert.

Body will be short and rounded with a smooth outline.

The dorsal fin carried high and erect, caudal fin forked and well divided.

Eyes to be prominent with good development and well matched.

Note: these eyes are not the same as on the **Broadtail Moor**; they should be truncated cones not spherical.

**All proportions must approximate to the drawing.**

Metallic group:

**Self - Black only.**

Quality fish will have high colour intensity extending into the fins giving a velvet appearance.

Calico group - blue background with patches of violet, red, orange, yellow, brown, white, spotted with black.

Fish should have a high intensity of colour evenly distributed over the body, with colour, especially black, extending into the fins.

## POINTS TABLE

### Body

D/L ratio.....	6
Dorsal contour (including the head).....	5
Ventral contour.....	3
Lateral contour.....	3
Eyes and mouth.....	3
	<b>20</b>

### Fins

Contour and size of dorsal.....	7
Contour and size of caudal.....	8
Contour and size of others.....	5
	<b>20</b>

### Colour (*Metallic Group*)

**Self - Black.....20**

### Colour (*Calico Group*)

Blue, violet.....	9
Red, orange, yellow.....	5
Black.....	5
Brown, white.....	1
	<b>20</b>

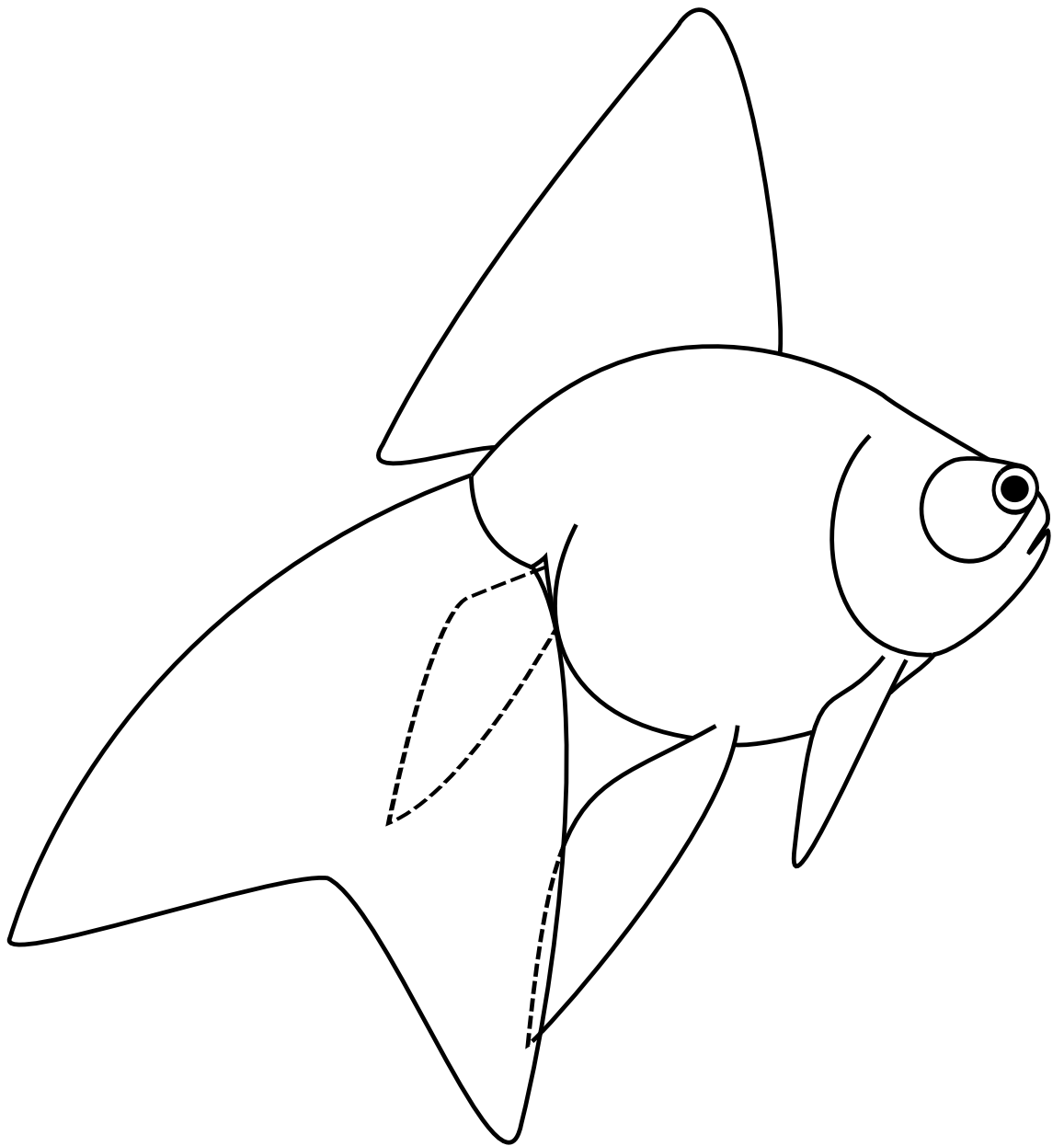
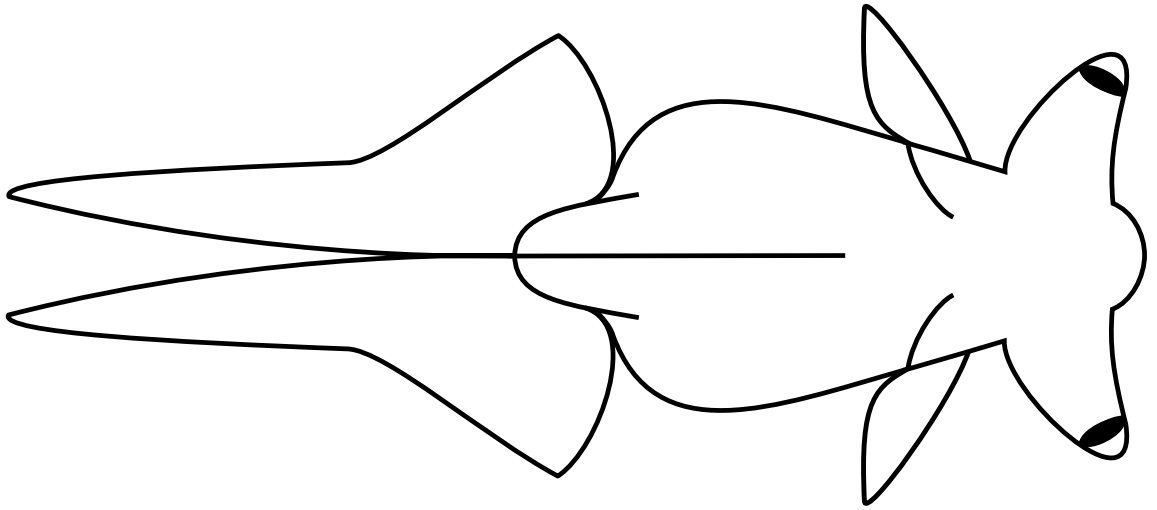
### Condition and Department

Condition.....	10
Department.....	10
	<b>20</b>

### Special Characteristics

Eyes - development.....	8
Eyes - cornea.....	6
Eyes - matching.....	6
	<b>20</b>





All proportions must approximate to the drawing.

# ORANDA

## TYPE TEST:

Fish failing this test will be severely down pointed; deformities and major defects will cause the fish to be disqualified.

1. Depth of body approximately 65% of body length.
2. Caudal fin divided, well spread held below the horizontal with the trailing edge having no apparent fork or pointed lobes. The minimum length of caudal fin should ideally be 75% of body length.
3. Dorsal fin single, all other fins paired and their extremities having a pointed appearance.
4. Hood well developed.
5. Minimum length of body to be 2 1/4" (55mm).

NB: forked tailed fish are allowable but may be down pointed. Fantailed type fish, that is fish with caudal held high, will be disqualified.

## APPLICATION OF STANDARDS

Fish will be bright and alert.

Body will be short and rounded with a smooth outline.

The dorsal fin will be carried high and erect, caudal fin well divided and flowing gracefully.

Hood to be well developed in all three areas, i.e. cranial, infra-orbital and opercular.

**All proportions must approximate to the drawing.**

Metallic group:

Self colours - as listed in points table.

Variegated - any combination of the listed colours in a pleasing pattern similar on each side.

Quality fish will have high colour intensity and metallic shine extending into the fins.

Calico groups - blue background with patches of violet, red, orange, yellow, brown, white, spotted with black.

Fish should have a high intensity of colour evenly distributed over the body, with colour, especially black, extending into the fins.

## POINTS TABLE

### Body

D/L ratio.....	6
Dorsal contour (excluding the head).....	5
Ventral contour.....	3
Lateral contour.....	3
Eyes and mouth.....	3
	<b>20</b>

### Fins

Contour and size of dorsal.....	7
Contour and size of caudal.....	8
Contour and size of others.....	5
	<b>20</b>

### Colour (Metallic Group)

**Self** - Red, orange, yellow, blue, brown, black.....**20**

**Variegated** - Red, orange, yellow, blue, brown, black, white.....**20**

### Colour (Calico Group)


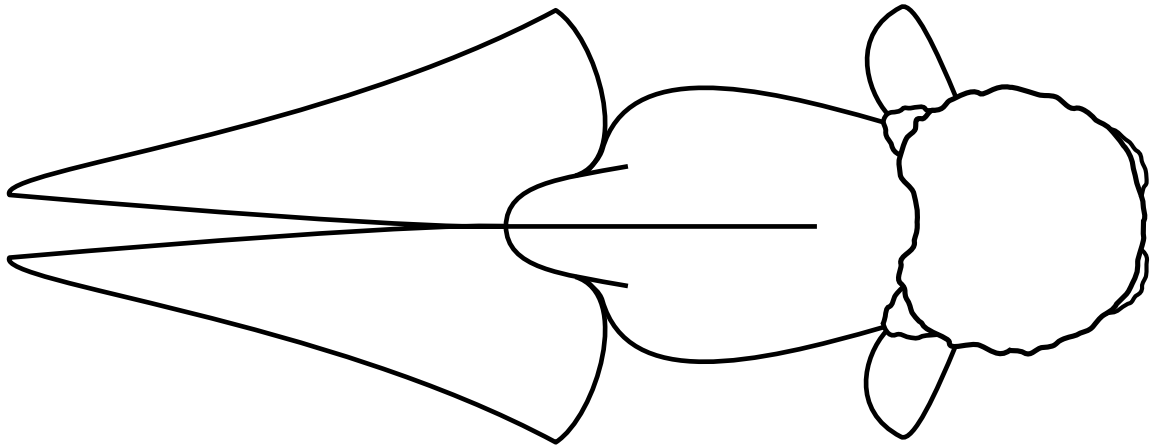
Blue, violet.....	9
Red, orange, yellow.....	5
Black.....	5
Brown, white.....	1
	<b>20</b>

### Condition and Department

Condition.....	10
Department.....	10
	<b>20</b>

### Special Characteristics

Hood development:	
Cranial region.....	8
Infra-orbital region.....	6
Opercular region.....	6
	<b>20</b>



All proportions must approximate to the drawing.

# REDCAP

## TYPE TEST:

Fish failing this test will be severely down pointed; deformities and major defects will cause the fish to be disqualified.

1. Depth of body approximately 65% of body length.
2. Caudal fin divided, well spread held below the horizontal with the trailing edge having no apparent fork or pointed lobes. The minimum length of caudal fin should ideally be 75% of body length.
3. Dorsal fin single, all other fins paired and their extremities having a pointed appearance.
4. Cranial region (cap) red and well developed.
5. Minimum length of body to be 2 1/4" (55mm)

NB: Forked tailed fish are allowable but may be down pointed. Fantailed type fish, that is fish with caudal held high will be disqualified.

## APPLICATION OF STANDARDS

Fish will be bright and alert.

Body will be short and rounded with a smooth outline.

The dorsal fin will be carried high and erect, caudal fin well divided and flowing gracefully.

Hood, points to be given for cranial region only which should be well developed

**All proportions must approximate to the drawing.**

Metallic group:

Variegated - Deep red on cap only, the rest of the body to be white.

Quality fish will have high colour intensity extending into the fins.

## POINTS TABLE

### Body

D/L ratio.....	6
Dorsal contour (excluding the head).....	5
Ventral contour.....	3
Lateral contour.....	3
Eyes and mouth.....	<u>3</u>
	<b>20</b>

### Fins

Contour and size of dorsal.....	7
Contour and size of caudal.....	8
Contour and size of others.....	<u>5</u>
	<b>20</b>

### Colour (*Metallic Group*)

#### **Variegated**


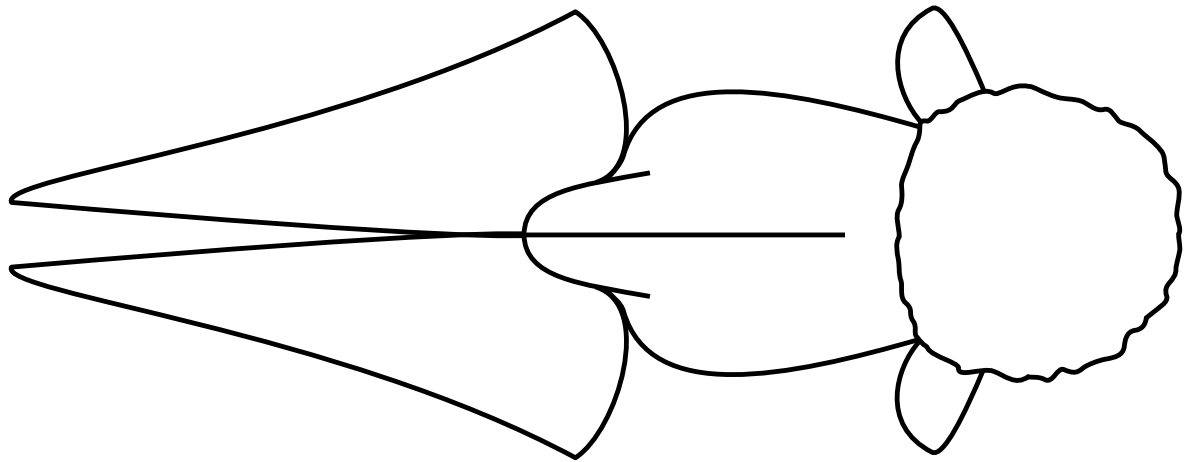
Red (cap only).....	10
White.....	<u>10</u>
	<b>20</b>

### Condition and Department

Condition.....	10
Department.....	<u>10</u>
	<b>20</b>

### Special Characteristics

Cranial development (Cap).....	15
Intensity of red on cap.....	<u>5</u>
	<b>20</b>



**All proportions must approximate to the drawing.**

# TOSAKIN

## TYPE TEST:

Fish failing this test will be severely down pointed; deformities and major defects will cause the fish to be disqualified.

1. Depth of body approximately 60% of body length.
2. Caudal fin joined and held almost horizontal when viewed from the side.
3. Dorsal fin single, all other fins paired and their extremities slightly rounded.
4. Minimum length of body to be 2 1/4" (55mm)

## APPLICATION OF STANDARDS

Fish will be bright and alert.

Body to be short and rounded with the head being long and pointed.

Caudal fin is joined and should be at least 75% of the length of the body with the extremities being scalloped shaped. The caudal rays should have the strength to hold a good pan shaped contour with the upper lobes turning initially forwards towards the fish's head, thereafter turning down and backwards with the leading edges of the lobes finishing in line with the peduncle.

**All proportions must approximate to the drawing.**

Metallic group:

Self colours - as listed in points table.

Variegated - any combination of the listed colours in a pleasing pattern similar on each side.

Quality fish will have high colour intensity and metallic shine extending into the fins.

Calico groups - blue background with patches of violet, red, orange, yellow, brown, white spotted with black.

Fish should have a high intensity of colour evenly distributed over the body, with colour, especially black, extending into the fins.

## POINTS TABLE

### Body

D/L ratio.....	6
Dorsal contour (including the head).....	4
Ventral contour.....	4
Lateral contour.....	3
Eyes and mouth.....	3
	<b>20</b>

### Fins

Contour and size of dorsal.....	6
Contour and size of caudal.....	9
Contour and size of others.....	5
	<b>20</b>

### Colour (Metallic Group)

**Self** - Red, orange, yellow, blue, brown, black.....**20**

**Variegated** - Red, orange, yellow, blue, brown, black, white.....**20**

### Colour (Calico Group)


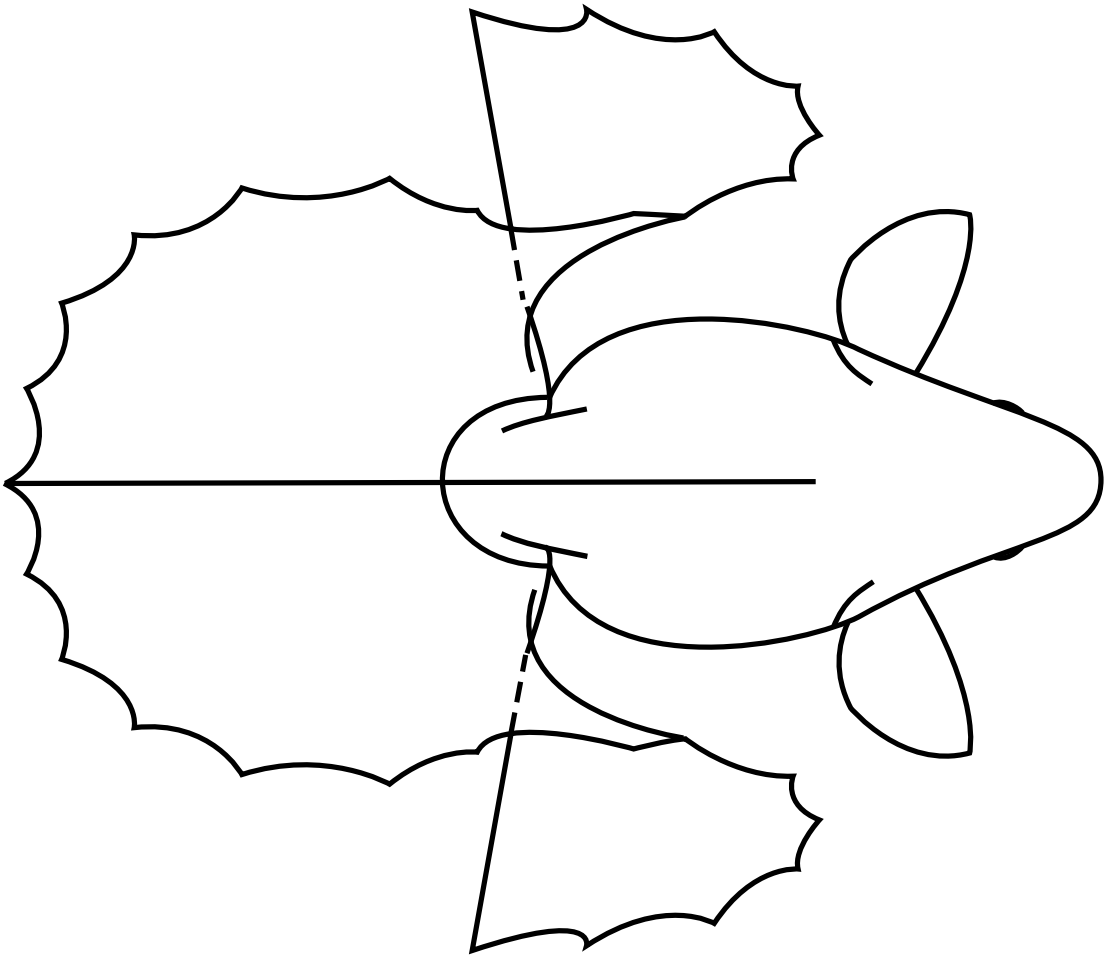
Blue, violet.....	9
Red, Orange, Yellow.....	5
Black.....	5
Brown, white.....	1
	<b>20</b>

### Condition and Department

Condition.....	10
Department.....	10
	<b>20</b>

### Special Characteristics

Development and carriage of Caudal fin....	<b>20</b>
--	-----------



**All proportions must approximate to the drawing.**

# LIONHEAD

## TYPE TEST:

Fish failing this test will be severely down pointed; deformities and major defects will cause the fish to be disqualified.

1. Depth of body approximately 60% of body length.
2. Caudal fin divided, forked with slightly rounded well spread lobes held above the horizontal.
3. Dorsal fin absent, all other fins paired and their extremities slightly rounded.
4. Hood well developed.
5. Minimum length of body to be 2 1/4" (55mm)

## APPLICATION OF STANDARDS

Fish will be bright and alert.

Body will be medium length with smooth contours and no sign of a dorsal fin.

Caudal fin well divided, forked and held above the horizontal.

The hood will be well developed in all three areas, i.e. cranial, infra-orbital and opercular.

**All proportions must approximate to the drawing.**

Metallic group:

Self colours - as listed in points table.

Variegated - any combination of the listed colours in a pleasing pattern similar on each side.

Quality fish will have high colour intensity and metallic shine extending into the fins.

Calico group - blue background with patches of violet, red, orange, yellow, brown, white, spotted with black.

Fish should have a high intensity of colour evenly distributed over the body, with colour, especially black, extending into the fins.

## POINTS TABLE

### Body

D/L ratio.....	6
Dorsal contour (excluding the head).....	5
Ventral contour.....	3
Lateral contour.....	3
Eyes and mouth.....	3
	<b>20</b>

### Fins

Contour of trunk (in "dorsal fin" region)...	7
Contour and size of caudal.....	8
Contour and size of others.....	5
	<b>20</b>

### Colour (*Metallic Group*)

<b>Self</b> - Red, orange, yellow, blue, brown, black.....	<b>20</b>
---	-----------

<b>Variegated</b> - Red, orange, yellow, White, blue, brown, black.....	<b>20</b>
--	-----------

### Colour (*Calico Group*)

Blue, violet.....	9
Red, orange, yellow.....	5
Black.....	5
Brown, white.....	1
	<b>20</b>

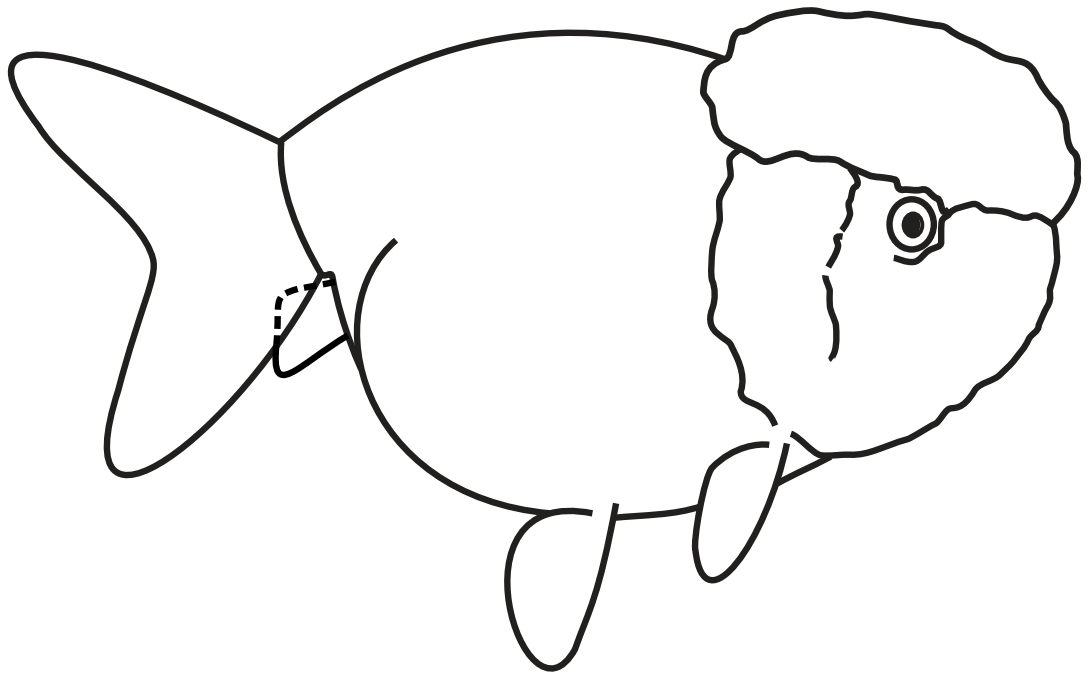

### Condition and Deportment

Condition.....	10
Deportment.....	10
	<b>20</b>

### Special Characteristics

Hood development:	
Cranial region.....	8
Infra-orbital region.....	6
Opercular region.....	6
	<b>20</b>





All proportions must approximate to the drawing.

# RANCHU

## TYPE TEST:

Fish failing this test will be severely down pointed; deformities and major defects will cause the fish to be disqualified.

1. Depth of body approximately 50% of body length.
2. Caudal fin divided, forked with slightly rounded well spread lobes held above the horizontal.
3. Dorsal fin absent, all other fins paired and their extremities slightly rounded.
4. Hood well developed.
5. Minimum length of body to be 2 1/4" (55mm)

## APPLICATION OF STANDARDS

Fish will be bright and alert.

Body will be medium length with smooth contours and no sign of a dorsal fin.

Caudal fin well divided, forked and held slightly above the horizontal.

The hood will be well developed in all three areas i.e. cranial, infra-orbital, and opercular.

**All proportions must approximate to the drawing.**

Metallic group:

Self colours - as listed in points table.

Variegated - any combination of the listed colours in a pleasing pattern similar on each side.

Quality fish will have high colour intensity and metallic shine extending into the fins.

Calico groups - blue background with patches of violet, red, orange, yellow, brown, white, spotted with black.

Fish should have a high intensity of colour evenly distributed over the body, with colour, especially black, extending into the fins.

## POINTS TABLE

### Body

D/L ratio.....	6
Dorsal contour (excluding the head).....	5
Ventral contour.....	3
Lateral contour.....	3
Eyes and mouth.....	3
	<b>20</b>

### Fins

Contour of trunk (in dorsal fin region).....	7
Contour and size of caudal.....	8
Contour and size of others.....	5
	<b>20</b>

### Colour (Metallic Group)

**Self** - Red, orange, yellow, blue, brown, black.....**20**

**Variegated** - Red, orange, yellow, blue, brown, black, white.....**20**

### Colour (Calico Group)

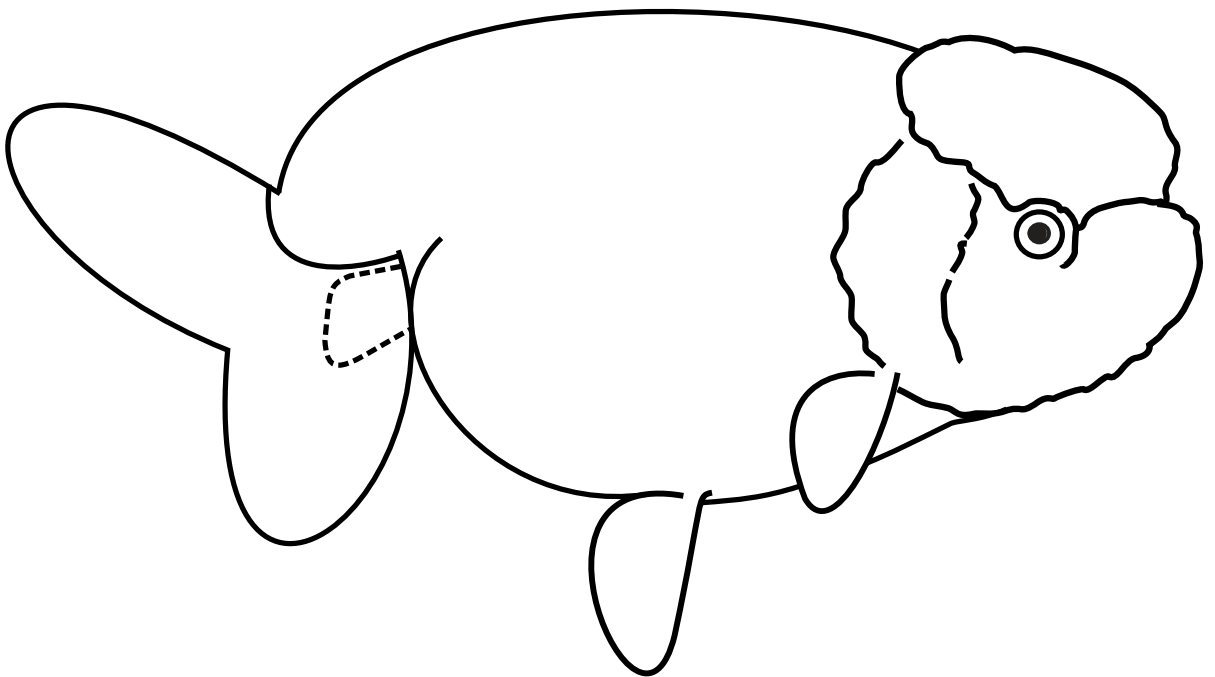

Blue, violet.....	9
Red, orange, yellow.....	5
Black.....	5
Brown, white.....	1
	<b>20</b>

### Condition and Department

Condition.....	10
Department.....	10
	<b>20</b>

### Special Characteristics

Hood development:	
Cranial region.....	5
Infra-orbital region.....	10
Opercular region.....	5
	<b>20</b>



**All proportions must approximate to the drawing.**

# BUBBLE-EYE

## TYPE TEST:

Fish failing this test will be severely down pointed; deformities and major defects will cause the fish to be disqualified.

1. Depth of body approximately 50% of body length.
2. Caudal fin divided, forked with slightly rounded well spread lobes held above the horizontal.
3. Dorsal fin absent, all other fins paired and their extremities slightly rounded.
4. Eye sacs under and around sides of each eye.
5. Minimum length of body to be 2 1/4" (55mm)

## APPLICATION OF STANDARDS

Fish will be bright and alert.

Body will be medium length with smooth contours and no sign of a dorsal fin.

Caudal fin well divided, forked and held above the horizontal.

Eye sacs to be well developed and evenly matched.

**All proportions must approximate to the drawing.**

Metallic group:

Self colours - as listed in points table.

Variegated - any combination of the listed colours in a pleasing pattern similar on each side.

Quality fish will have high colour intensity and metallic shine extending into the fins.

Calico groups - blue background with patches of violet, red, orange, yellow, brown, white, spotted with black.

Fish should have a high intensity of colour evenly distributed over the body, with colour, especially black, extending into the fins.

## POINTS TABLE

### Body

D/L ratio.....	6
Dorsal contour (including the head).....	5
Ventral contour.....	3
Lateral contour.....	3
Eyes and mouth.....	<u>3</u>
	<b>20</b>

### Fins

Contour of trunk (in dorsal fin region).....	7
Contour and size of caudal.....	8
Contour and size of others.....	<u>5</u>
	<b>20</b>

### Colour (*Metallic Group*)

**Self** - Red, orange, yellow, blue, brown, black.....**20**

**Variegated** - Red, orange, yellow, blue, brown, black, white.....**20**

### Colour (*Calico Group*)

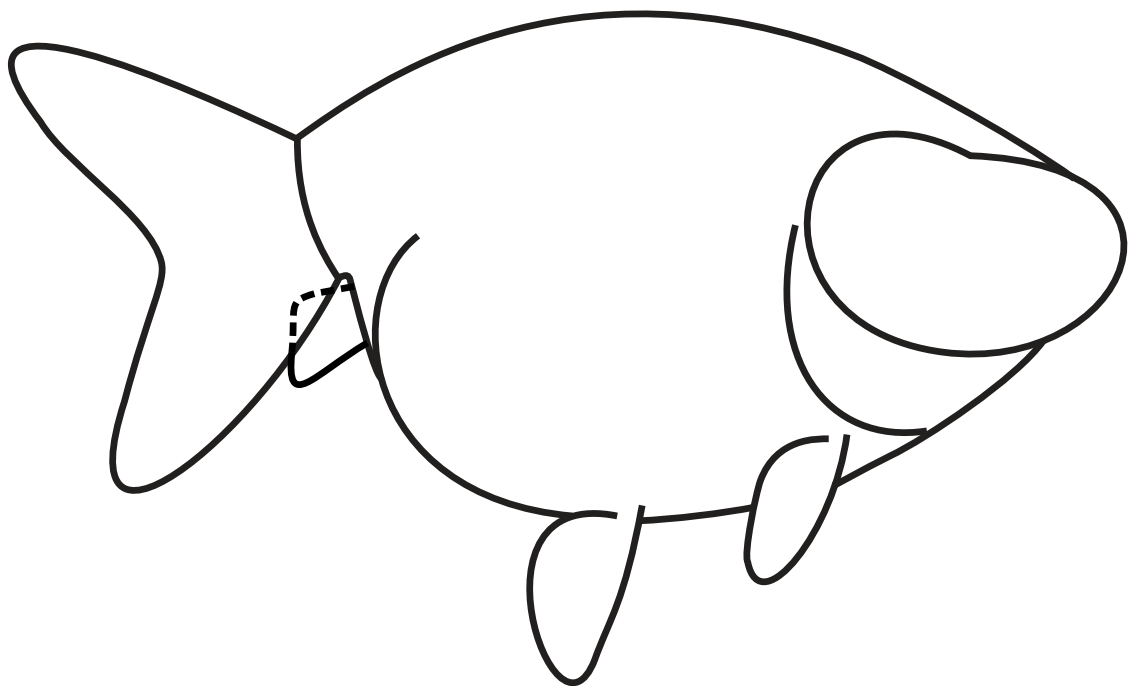

Blue, violet.....	9
Red, orange, yellow.....	5
Black.....	5
Brown, white.....	<u>1</u>
	<b>20</b>

### Condition and Department

Condition.....	10
Department.....	<u>10</u>
	<b>20</b>

### Special Characteristics

Development of eye sacs.....	10
Matching of sacs for shape and size.....	<u>10</u>
	<b>20</b>



**All proportions must approximate to the drawing.**

# CELESTIAL

## TYPE TEST:

Fish failing this test will be severely down pointed; deformities and major defects will cause the fish to be disqualified.

1. Depth of body approximately 50% of body length.
2. Caudal fin divided, forked with slightly rounded well spread lobes held above the horizontal.
3. Dorsal fin absent, all other fins paired and their extremities slightly rounded.
4. Eyes protruding slightly outwards and looking upwards from surface of head
5. Minimum length of body to be 2 1/4" (55mm)

## APPLICATION OF STANDARDS

Fish will be bright and alert.

Body will be medium length with smooth contours and no sign of a dorsal fin.

Caudal fin well divided, forked and held above the horizontal.

Eye will be well matched, looking upwards and well developed.

**All proportions must approximate to the drawing.**

Metallic group:

Self colours - as listed in points table.

Variegated - any combination of the listed colours in a pleasing pattern similar on each side.

Quality fish will have high colour intensity and metallic shine extending into the fins.

Calico groups - blue background with patches of violet, red, orange, yellow, brown, white, spotted with black.

Fish should have a high intensity of colour evenly distributed over the body, with colour, especially black, extending into the fins.

## POINTS TABLE

### Body

D/L ratio.....	6
Dorsal contour (including the head).....	5
Ventral contour.....	3
Lateral contour.....	3
Eyes and mouth.....	3
	<b>20</b>

### Fins

Contour of trunk (in dorsal fin region).....	7
Contour and size of caudal.....	8
Contour and size of others.....	5
	<b>20</b>

### Colour (Metallic Group)

<b>Self</b> - Red, orange, yellow, blue, brown, black.....	20
--	----

<b>Variegated</b> - Red, orange, yellow, blue, brown, black, white.....	20
---	----

### Colour (Calico Group)

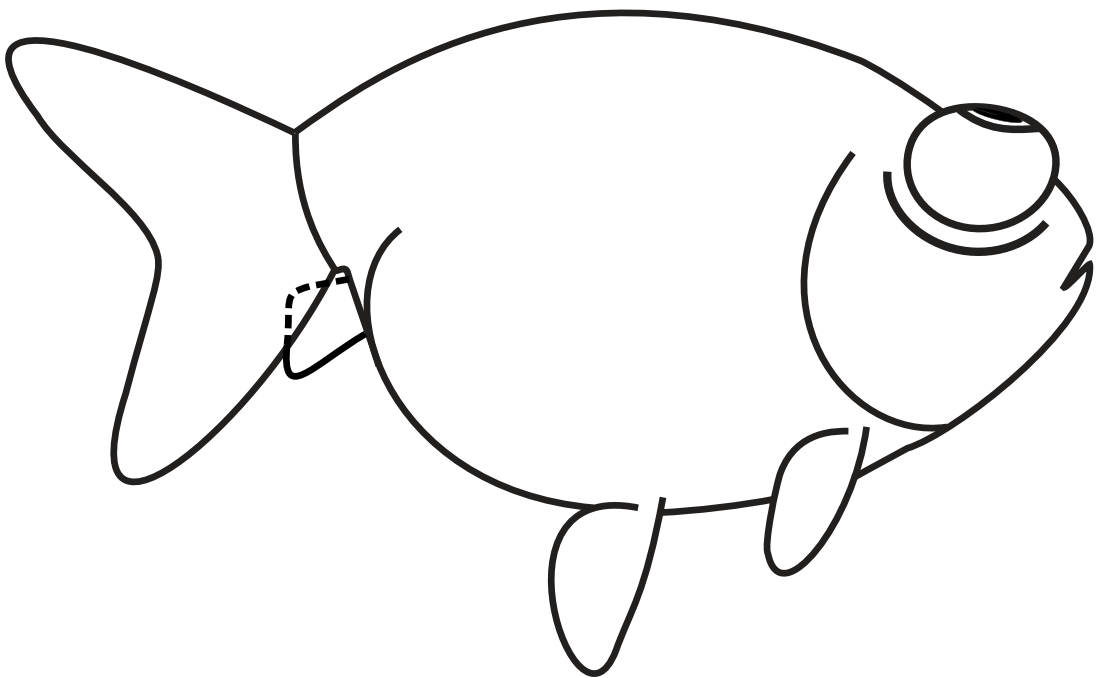
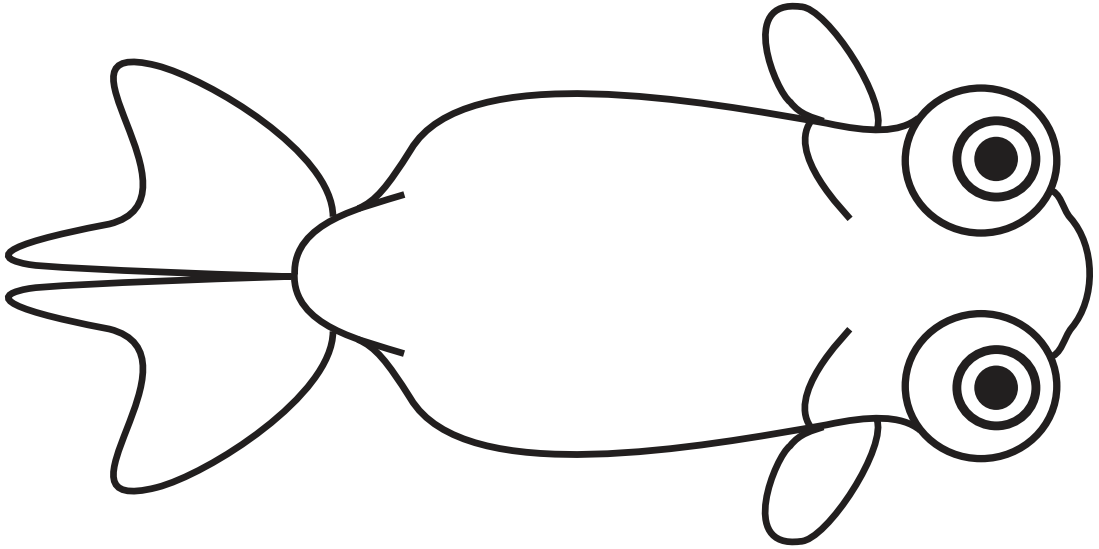
Blue, violet.....	9
Red, orange, yellow.....	5
Black.....	5
Brown, white.....	1
	<b>20</b>

### Condition and Department

Condition.....	10
Department.....	10
	<b>20</b>

### Special Characteristics

Direction of eyes.....	7
Development of eyes.....	6
Matching of eyes.....	7
	<b>20</b>



**All proportions must approximate to the drawing.**

# POM-PON

## TYPE TEST:

Fish failing this test will be severely down pointed; deformities and major defects will cause the fish to be disqualified.

1. Depth of body approximately 50% of body length.
2. Caudal fin divided, forked with slightly rounded well spread lobes held above the horizontal.
3. Dorsal fin absent, all other fins paired and their extremities slightly rounded.
4. Nasal septa (Pom-Pons) well developed.
5. Minimum length of body to be 2 1/4" (55mm)

## APPLICATION OF STANDARDS

Fish will be bright and alert.

Body will be medium length with smooth contours and no sign of a dorsal fin.

Caudal fin well divided, forked and held above the horizontal.

Pom-Pons to be large, well shaped and matching.

**All proportions must approximate to the drawing.**

Metallic group:

Self colours - as listed in points table.

Variegated - any combination of the listed colours in a pleasing pattern similar on each side.

Quality fish will have high colour intensity and metallic shine extending into the fins.

Calico groups - blue background with patches of violet, red, orange, yellow, brown, white, spotted with black.

Fish should have a high intensity of colour evenly distributed over the body, with colour, especially black, extending into the fins.

## POINTS TABLE

### Body

D/L ratio.....	6
Dorsal contour (including the head).....	5
Ventral contour.....	3
Lateral contour.....	3
Eyes and mouth.....	3
	<b>20</b>

### Fins

Contour of trunk (in dorsal fin region).....	7
Contour and size of caudal.....	8
Contour and size of others.....	5
	<b>20</b>

### Colour (Metallic Group)

**Self** - Red, orange, yellow, blue, brown, black.....**20**

**Variegated** - Red, orange, yellow, blue, brown, black, white.....**20**

### Colour (Calico Group)

Blue, violet.....	9
Red, orange, yellow.....	5
Black.....	5
Brown, white.....	1
	<b>20</b>

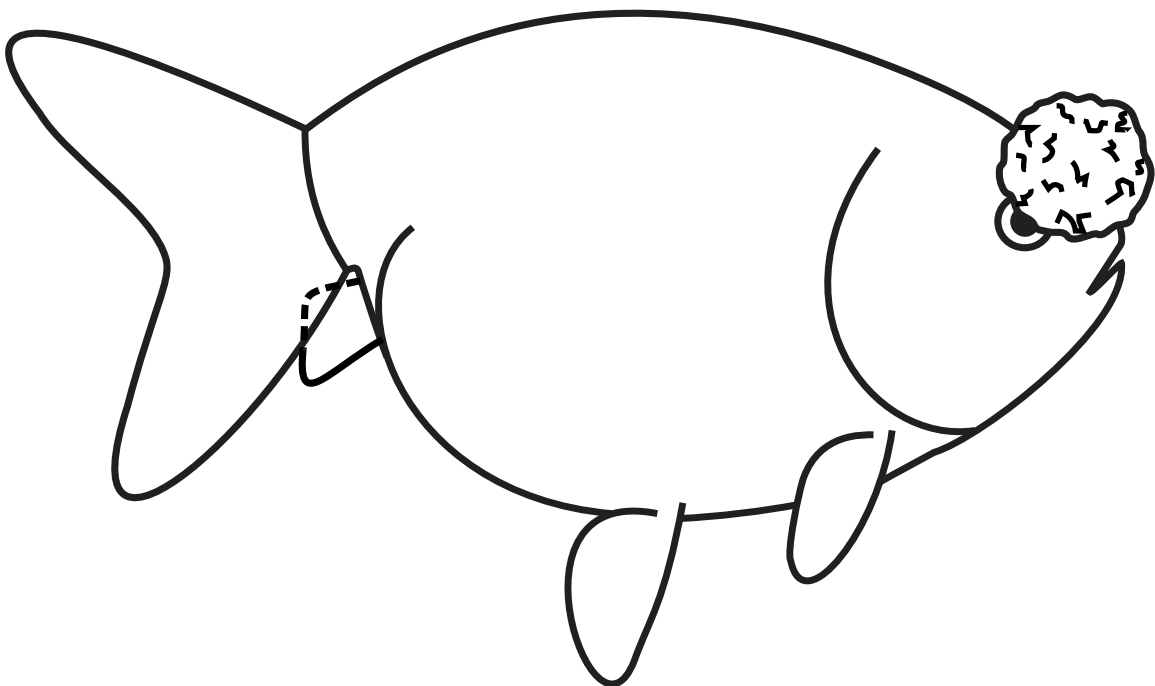
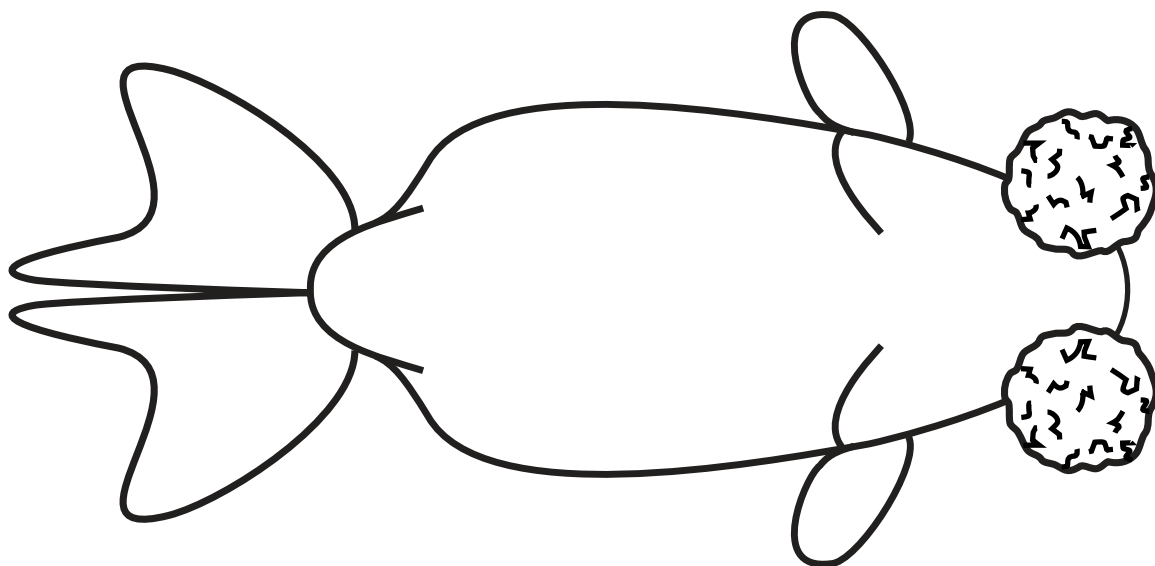
### Condition and Department

Condition.....	10
Department.....	10
	<b>20</b>

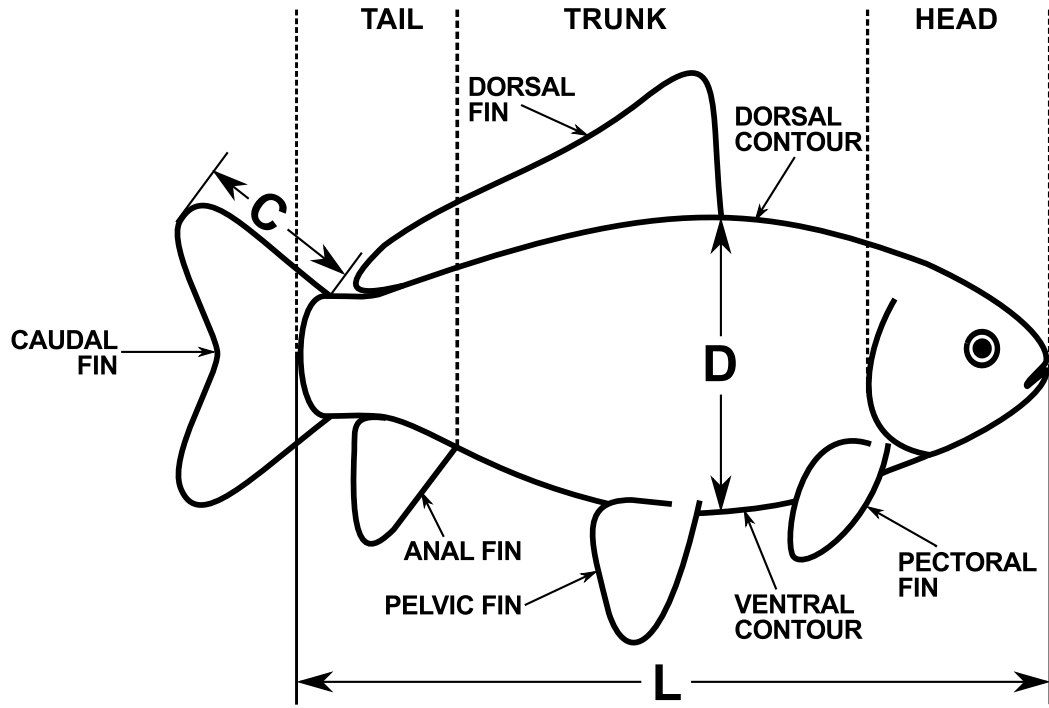
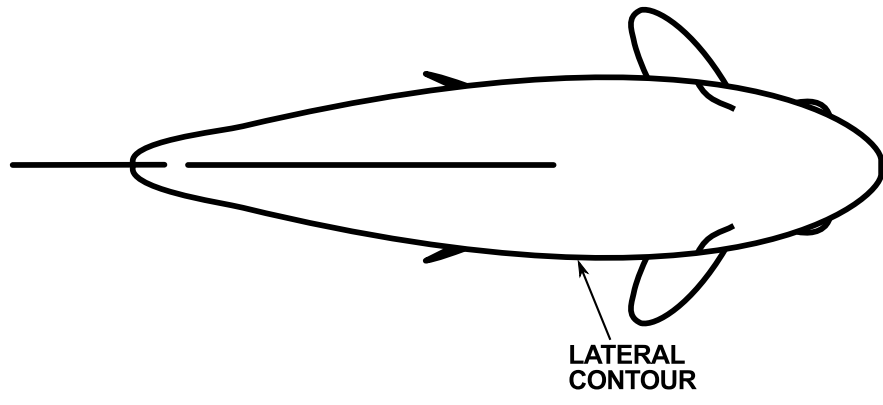
### Special Characteristics

Development of Pom-Pons.....	10
Matching of Pom-Pons, size and shape...	10
	<b>20</b>





**All proportions must approximate to the drawing.**



- C. Dorsal or top lobe of caudal fin.
- D. Depth of body excluding fins.
- D/L. The ratio of depth of body to length excluding fins.
- L. Length of body excluding fins.

